

59<sup>th</sup> Annual International Congress  
*of the*  
Egyptian Orthopaedic Association

*26-29 November, 2007*  
*Grand Hyatte Hotel,*  
*Cairo - Egypt*

Under The Patronage

OF

*H. E. Mrs. Suzane Mubarak*

**PROGRAM**  
**2007**

***Dear Guests & Colleagues;***

*I welcome you at the 59 Annual International Meeting of the Egyptian Orthopaedic Association, we heartly welcome the participation of orthopaedic surgeons from different countries..*

*I would like to thank, Her Excellency **H.E.Mrs Suzane Mubarak** for putting our international congress under her patronage,*



*We have the honor this year to have all guest in our international meeting, so there is a lot of scientific activities in the congress program. The organizing committee decided to start the scientific activity from Monday to be a four days congress.*

*I wish you a fruitful congress, enrich the scientific activities and hope you to enjoy your stay*

*EOA & Congress President*

***Prof. Osama Hegazy***

**Dear colleagues,**

*On behalf of the Egyptian Orthopaedic Association (EOA), I have the honor to express my sincere gratitude to **H.E.Mrs Suzane Mubarak** for her patronage for our congress.*

*Dear colleagues,*

*I am pleased and honored to welcome you to the 59th Annual International Orthopaedic Congress of the Egyptian Orthopaedic Association in Cairo November 26 to 29, 2007.*

*The long and successful history of the EOA congresses is worldwide known as rich, productive and real international, gathering the most famous names in the world of orthopaedic surgery. We expect exchange of knowledge between local and international faculties in all subspecialties of orthopaedic surgery. We will do our best to continue in the same way of success and renovation.*

*This year we plan for the use of Information Technology in Orthopaedic (ITO), the 3rd symposium in Computer Assisted Orthopaedic Surgery (CAOS) to update our experience and present State of the art lectures on tissue engineering.*

*The Egyptian Orthopaedic Association, the Pediatric Orthopaedic Society of North America (POSAN) and European Pediatric Orthopaedic Society (EPOS) started this year the first comprehensive course lectures in pediatric orthopaedic. Another successful cooperation with Kurgan institute, Russia to present some of the real Ilizarov principles.*

*We did our best to arrange the talks homogeneously but with respect of our guest arrival, departure and recommendation.*

*More than 80 national and international guest speakers, from 20 countries will present 150 instructional lectures. Also we have 170 papers, 21 posters, and 15 workshops.*

*We mean by Nile side discussion (NSD) an invitation to share with us ideas and suggestion, which enrich the congress.*

*This is part of our commitment to update our members and conference participants with the latest orthopaedic knowledge to aid our Continuing Medical Education (CME) and Patient Care (PC). With our warm regards.*



*Congress General Secretary*

***Prof. Mohamed Fadel***

***Dear colleagues,***

*It will be a pleasure to meet you in our congress after a great success in the previous congresses. I am very happy that this year our association. As the congress treasurer, I seek to achieve the balance between offering the maximum scientific standard for the participants and the social one for the companions, and to achieve the utmost level of interest to the association. The association treasury is a serious duty. We must not only preserve it but also improve our association day after day since the association has become one of the best of its kind nationally and internationally. The association also has a remarkable position in scientific experiment; it offers scientific services of high level represented in the common course with some of the international associations. We spared no effort to make the congress this year a scientific celebration for the participants and their companions on both the scientific and the social level.*



*Finally, I would like to welcome our Overseas and Arab guests for their participation, I wish them a fruitful stay.*

***EOA & Congress Treasurer***  
***Prof. Hazem Abdel-Azeem***

# CONGRESS BOARD

*President*

**Prof. Mohamed Osama Hegazy**

*General Secretary*

**Prof. Mohamed Fadel**

*Treasurer*

**Prof. Hazem Abd El-Azeem**

## SCIENTIFIC COMMITTEE & CONGRESS REVIEWERS

The congress committee appreciates the active participation of the scientific committee and congress reviewers.

| Professor Name       | Univ.      | Professor Name      | Univ.      |
|----------------------|------------|---------------------|------------|
| Abdel-Sabour Ghoniem | Alexandria | Ibrahim El-Hawary   | El-Minia   |
| Abdullah Hawam       | Tanta      | Kamal Abdel-Rahman  | Azhar      |
| Abdel Rahaman Amer   | Alexandria | Kamal El-Gaafry     | Assiut     |
| Adel Adawy           | Banha      | Khamis El-Deeb      | Alexandria |
| Adel Anwar           | El-Minia   | Magdy El-Sayed      | Banha      |
| Adel Ghazal          | Suez Canal | Maher El-Assal      | Assiut     |
| Adel Ghoniem         | Suez Canal | Mahmoud Ezz EL-Din  | Alexandria |
| Adel Hussien         | Minoufia   | Mahmoud Shalby      | Zagazig    |
| Ahmed El-Sharkawy    | Cairo      | Mamdouh Lashin      | Tanta      |
| Ahmed Shahin         | Minoufia   | Mamdouh Zaki        | Ain Shams  |
| Alaa El-Zohiery      | Suez Canal | Mohamed Abdel-Gawad | Alexandria |
| Aly El-Zawahry       | Cairo      | Mohamed Abdel-Naby  | Alexandria |
| Aly Ibrahim          | Ain Shams  | Mohamed El-Morsy    | Banha      |
| Aly Nagy             | Alexandria | Mohamed El-Sobkky   | Cairo      |
| Aly Zin El-Abeddin   | El-Minia   | Mohamed Reda        | Ain Shams  |
| Amr Khairy           | Ain Shams  | Mohamed Wafa        | Ain Shams  |
| Anis Shiha           | Sohag      | Mostafa Hegazy      | Tanta      |
| Bahaa Kornah         | Azhar      | Nabil Khalifa       | Ain Shams  |
| El-Zaher Hassan      | Ain Shams  | Nady Saleh          | El-Minia   |
| Emad Essmat          | Banha      | Ossama El-Shishtawy | Tanta      |
| Esmail Hamouda       | Azhar      | Ossama Shata        | Ain Shams  |
| Essam El-Sherief     | Assiut     | Rafik Sadek         | Ain Shams  |
| Gad Ragheb           | Azhar      | Sameh Shalby        | Ain Shams  |
| Hatem Anwar          | Zagazig    | Samier Kotb         | Mansoura   |
| Hatem Ashour         | Benha      | Taimour El-Hussieny | Ain Shams  |
| Hazem Abdel-Azeem    | Cairo      | Tarek Abdel-Shafy   | Cairo      |
| Hazem El-Tayeby      | Minoufia   | Tawfik Koptan       | Cairo      |
| Hazem El-Nagdy       | Mansoura   | Yehia Tarraf        | Cairo      |
| Hassan EL-Zaher      | Ain Shams  | Youssef Shita       | Alexandria |

## EGYPTIAN ORTHOPAEDIC ASSOCIATION BOARD

|                            |                   |
|----------------------------|-------------------|
| Prof. M. Osama Hegazy      | President         |
| Prof. Khamis El-Deeb       | Vice President    |
| Prof. Abdel-Mohsen Arafa   | Secretary General |
| Prof. Hazem Abd El-Azeem   | Treasurer         |
| Prof .Abdel-Hakim Abdullah | Member            |
| Prof .Adel Adawy           | Member            |
| Prof .Ashraf El-Tabie      | Member            |
| Prof . Ezzat Kamel         | Member            |
| Prof .Gamal A. Hosny       | Member            |
| Prof .Hassan El-Zaher      | Member            |
| Prof .Mamdouh Zaki         | Member            |
| Prof .Mohamed Fadel        | Member            |
| Prof .Mohamed Shafik       | Member            |
| Prof .Samir Z. Kotb        | Member            |
| Prof. Talaat Ezz El-Din    | Member            |

## **EGYPTIAN ORTHOPAEDIC ASSOCIATION PREVIOUS PRESIDENTS**

|                                    |                    |
|------------------------------------|--------------------|
| <b>Prof. Mohamed Kamel Hussein</b> | <b>1948 - 1967</b> |
| <b>Prof. Gawad Hamada</b>          | <b>1968 - 1969</b> |
| <b>Prof. Abdel-Hay El-Sharkawy</b> | <b>1970 - 1971</b> |
| <b>Prof. Hussein K. Hassab</b>     | <b>1972 - 1973</b> |
| <b>Prof. Mohamed S. Mehrez</b>     | <b>1974 - 1975</b> |
| <b>Prof. Ahmus K. El-Hamamsy</b>   | <b>1976 – 1977</b> |
| <b>Prof. Mansour Shawky</b>        | <b>1978 - 1979</b> |
| <b>Prof. Mohamed Abdalla</b>       | <b>1980 - 1981</b> |
| <b>Prof. Abdou Sallam</b>          | <b>1982 - 1983</b> |
| <b>Prof. Amin Reda</b>             | <b>1984 - 1985</b> |
| <b>Prof. Mahmoud Akl</b>           | <b>1986 - 1987</b> |
| <b>Prof. Hussein Abdel-Fattah</b>  | <b>1988 – 1989</b> |
| <b>Prof. Abdel-Hay Mashhour</b>    | <b>1989 – 1990</b> |
| <b>Prof. El-Sayed Wahb</b>         | <b>1990 – 1991</b> |
| <b>Prof. Fawzy Moustafa</b>        | <b>1991 – 1992</b> |
| <b>Prof. Wael Mansour</b>          | <b>1992 – 1993</b> |
| <b>Prof. Abdel-Salam Goumaa</b>    | <b>1993 – 1994</b> |
| <b>Prof. Galal Zaki</b>            | <b>1994 – 1995</b> |
| <b>Prof. Hassan El-Zaher</b>       | <b>1995 – 1997</b> |
| <b>Prof. Farouk Youssef</b>        | <b>1997 – 1998</b> |
| <b>Prof. Raafat H. Badawi</b>      | <b>1998 – 2001</b> |
| <b>Prof. Mamdouh Zaki</b>          | <b>2001 – 2003</b> |
| <b>Prof. Abdel-Rahaman Amer</b>    | <b>2003 – 2004</b> |
| <b>Prof. Nabil Khalifa</b>         | <b>2004 - 2005</b> |
| <b>Prof. Mohamed Shafik</b>        | <b>2005 - 2006</b> |

## **GENERAL INFORMATION**

### **E.O.A.:**

Egyptian Orthopaedic Association  
16, Hoda Shaarawi st., Cairo, Egypt.  
Tel. (202)23930013  
Fax. (202)23930054  
E-Mail: eoa2007@eoa.org.eg  
Home Page: www.eoa.org.eg

### **Venue: Grand Hyatt Cairo**

**Category:** \* \* \* \* \*  
**City:** Cairo  
**Address:** Corniche El Nil Roda Island, Garden City, Cairo, Egypt  
**Location:** Downtown  
**Tel:** 202 23651234  
**Fax:** 202 23686668 - 23621927

### **Registration Hours:**

|                     |             |   |             |
|---------------------|-------------|---|-------------|
| Monday: started at  | 09:00-02:00 | & | 03:00-05:00 |
| Tuesday: started at | 08:00-02:30 | & | 03:30-05:00 |
| Secretary disc:     | 08:00-02:30 | & | 03:30-05:00 |

### **Speaker ready room:**

Speaker ready room is located at Grand Hyatt Cairo in Nefertary B Room

### **Coffee Beaks:**

Will be served in the exhibition floor: Nile Expo and Laylaty room.

### **The Lunch:**

Lunches Will be served in nearby Grand Hyatte extension, 2<sup>nd</sup> floor

**Complementary Shuttle service** will be provided from the hotel to El-Tahrir Square

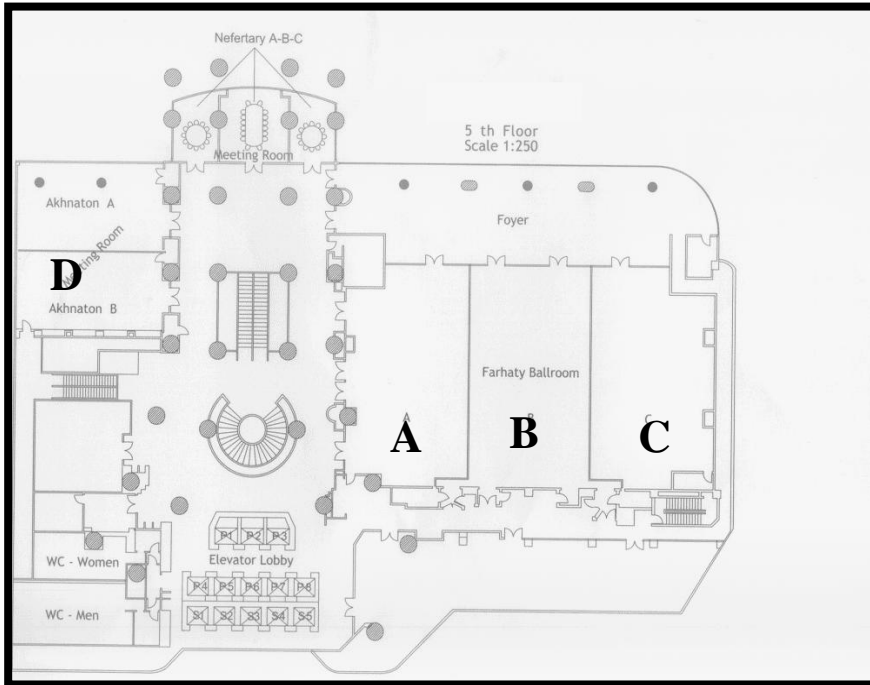
**Cyber coffee** (may be available)

**Hotel Guidance**

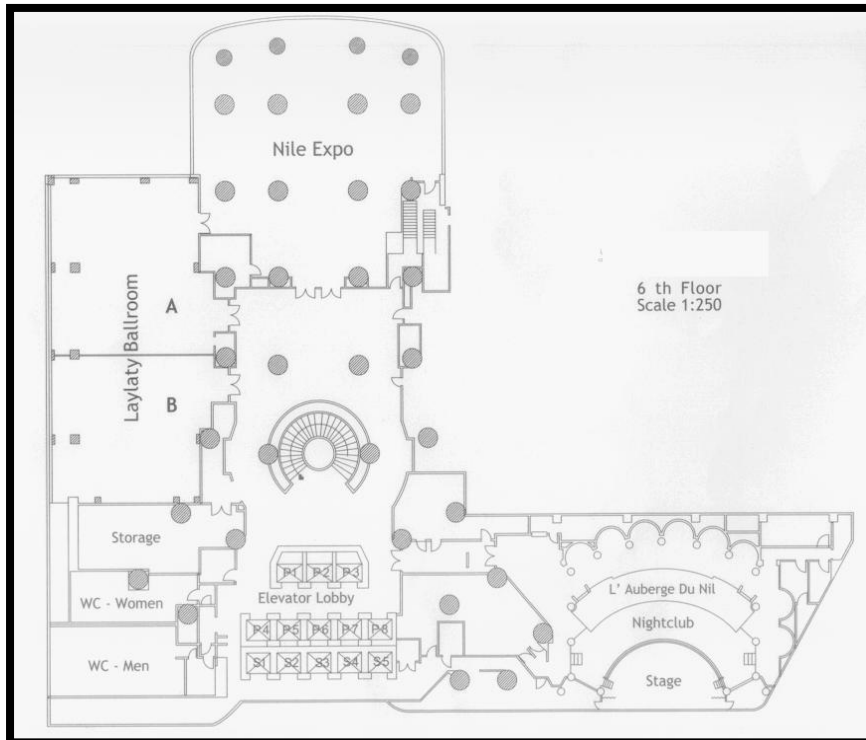


# Grand Hyatt Cairo Floor Plans

**Banquet Floor (Hall A, B, C & D) BA on the bottom of elevator**



**Upper Banquet Floor (Hall D & Exhibition) (Coffee Break area) NC on the bottom of elevator**



**Lunches will be served in nearby Grand Hyatte extension, 2nd floor**

# ACCOMPANYING PERSON PROGRAM

## TUESDAY 27/11/2007

*10:00 am Day-trip to Pharaonic Village , will start at 10:00 am, lunch will be served during the trip.*

رحلة الي القرية الفرعونية

تشمل الغداء وتتحرك الأتوبيسات الساعة العاشرة صباحا

## WEDNESDAY 28/11/2007

*10:00 am Day Trip to Dream Park, will start at 10:00 am, lunch will be served during the trip.*

رحلة الي دريم بارك

تشمل الغداء وتتحرك الأتوبيسات الساعة العاشرة صباحا

## THURSDAY 29/11/2007

*10:00 am Day-trip to Pyramids, Sakara & Kardasa, will start at 10:00 am, lunch will be served during the trip.*

رحلة الي الاهرامات - سقارة - كرداسة

تشمل الغداء وتتحرك الأتوبيسات الساعة العاشرة صباحا

عفواً: هذا البرنامج ليس للمشاركين ولكن للمرافقين فقط.

# SOCIAL PROGRAM

MONDAY 26/11/2007

**06:00 pm**      *Cocktail Reception At The Congress Venue*  
For Participants and Accompanying Guests.

TUESDAY 27/11/2007

**09:00 pm**      *Arabic Musical Performance*  
*Farhaty Hall*  
For Participants and Accompanying Guests.  
سهرة مع الموسيقى العربية في قاعة فرحتي

THURSDAY 29/11/2007

**09:00 pm**      *Gala Dinner & Official Closing Ceremony*  
For Participants and Accompanying Guests.  
*Farhaty Hall*  
الحفل الختامي للمؤتمر في قاعة فرحتي

عفواً: هذا البرنامج يشمل حاملي الدعوات من المشتركين و مرافقيهم

**MONDAY 26/11/2007**

**18:00 Opening Ceremony**

- **Recitation of Holy Kora'an**
- **National Anthem**
- Congress General Secretary  
**Prof. Mohamed Fadel**
- EOA & Congress Treasurer  
**Prof. Hazem Abdel- Azeem**
- EOA General Secretary  
**Prof. Abdel-Mohsen Arafa**
- EOA Vice President  
**Prof. Khamis El-Deeb**
- EOA & Congress President  
**Prof. M. Osama Hegazy**
- Director General of Luxor Antiquities  
**Mr. Mansour Boraik**  
Recent Discoveries at Luxor
- Inauguration of The Exhibition
- Welcome Reception & Get Together Party

# SUNDAY 25<sup>TH</sup> NOVEMBER 2007

## HALL D

Pre-congress course on Orthopaedics on the Internet.

### A Hands-on Workshop

### EOA Congress Nov 2007

**Myles Clough MD FRCS**

Clinical Instructor, University of British Columbia, Canada

Lecture (15 mins)

### Is the Internet an opportunity or a waste of time?

Workshop 1 (60 mins.) Space for 25 participants with their own laptops

### Finding Orthopaedic Information

Break/questions (15 mins)

Workshop 2 (60 mins) Space for 25 participants with their own laptops

### Using Search Engines Effectively

## HALL D

Principles of Ilizarov in Tibia Fractures

**Prof. Shevtsov**

**(Kurgan, Russia)**

### - Workshops & courses that need previous registration:-

- EOA ,EPOS & POSNA Pediatric Instructional Course Lectures (26,27 November, 2007).
- Pre-congress course on Orthopaedics on the Internet (25 November, 2007).
- Principles of Ilizarov tibia (25 November, 2007).

- **Other Lectures & Workshops need no registration**

# MONDAY 26TH NOVEMBER 2007

|                    | HALL A   | HALL B   | HALL C  | HALL E  |
|--------------------|--|--|---|---|
| <b>10:00-11:15</b> | <b>EOA<br/>EPOS<br/>POSNA</b><br>Pediatric<br>Instructional<br>Course Lectures | <b>Lectures</b><br>Computer assisted<br>orthoepedic surgery<br>(CAOS)  | <b>Lectures</b><br>Information<br>Technology  | <b>Work shop</b><br>(Martin)<br>DMS (Dynamic Martin<br>Screw).<br>K. Klaus<br>Dittel(Germany) |
| <b>11:30-01:00</b> | <b>EOA<br/>EPOS<br/>POSNA</b><br>Pediatric<br>Instructional<br>Course Lectures | <b>Work shop</b><br><b>12:00</b><br>(Johnson & Johnson)<br>The Spectrum of TKA, The<br>Sigma Family.<br>Mahmoud El-Sebaiee (Egypt) | <b>Lectures , Paper<br/>&amp; Workshop:</b><br>Tailor spatial<br>Frame<br>K. Louie  | <b>Lectures</b><br>Spine<br>1.Kaneda (Japan).<br>2.Yong Qiu (China).                          |
| <b>01:00-01:30</b> | <b>COFFEE BREAK</b>  |  |   |   |
| <b>01:30-03:00</b> | <b>EOA<br/>EPOS<br/>POSNA</b><br>Pediatric<br>Instructional<br>Course Lectures | <b>Work shop</b><br><b>01:00</b><br>(Johnson & Johnson)<br>Experience the Fully HAC<br>Stems.<br>Raouf El-Abbasy (Egypt)           | <b>Lectures: Ilizarov<br/>&amp; External Fixator</b><br>1. Shevtsov.<br>2. MWeber.<br>3. Catagni.<br>4. Kevin Louie.<br>5. James Binski | <b>Workshop</b><br>Boston Brace for<br>Scoliosis<br>(Orthomedics)                             |
| <b>03:00-04:00</b> | <b>EOA<br/>EPOS<br/>POSNA</b><br>Pediatric<br>Instructional<br>Course Lectures | <b>Workshop</b><br>Navigation in<br>orthoepedic<br>(El-Shorbagy )<br>BrainLAB  | <b>Lecture &amp;<br/>Workshop:</b><br>Tailor spatial<br>Frame<br>James Binski.  |   |
| <b>06:00</b>       | <b>OPENING CEREMONY</b><br>Farhaty Hall  |  |   |   |
| <b>07:00</b>       | <b>RECEPTION COCKTAIL</b>  |  |   |   |

# الجمعية العمومية لجمعية جراحة العظام المصرية

- تعقد الجمعية العمومية العادية لجمعية جراحة العظام المصرية في تمام الساعة الواحدة ظهرا يوم الثلاثاء الموافق ٢٧/١١/٢٠٠٧ في القاعة الرئيسية للمحاضرات.
- حسب القانون يكون الاجتماع قانونياً بحضور الاغلبية المطلقة لأعضاء الجمعية الذين لهم حق حضور الجمعية العمومية وفي حالة عدم اكتمال العدد القانوني يؤجل الاجتماع لمدة ساعة ويعقد بعدد الحضور.
- حضور الجمعية العمومية حق لجميع الأعضاء العاملين الذين مضت علي عضويتهم مدة ٦ أشهر علي الأقل ومسدين لاشتراكات الجمعية حتي عام ٢٠٠٧ .

## جدول أعمال الجمعية العمومية العادية


- ١- تقرير السيد أ.د رئيس الجمعية عن العام المنتهي (٢٠٠٧)
- ٢- تقرير السيد أ.د الأمين العام للجمعية عن نشاط الجمعية العام المنتهي (٢٠٠٦-٢٠٠٧)
- ٣- عرض السيد أ.د أمين صندوق الجمعية للميزانية والحسابات الختامية وتقرير المراقب المالي عن العام المنتهي(٢٠٠٦-٢٠٠٧).
- ٤- عرض خطة الجمعية للعام التالي ٢٠٠٨.
- ٥- اجراء انتخابات التجديد الثلثي للمجلس
- ٦ تعيين مراقب حسابات وتحديد أتعابه.


وسكرتارية الجمعية تهيب بالسادة الزملاء الاهتمام بحضور جمعيتهم العمومية


# **SCIENTIFIC PROGRAM**






**MONDAY,  
NOVEMBER 26<sup>TH</sup>, 2007**

|                 |   |   |
|-----------------|---|---|
| <b>Session</b>  |  | <b>MONDAY, NOVEMBER 26<sup>TH</sup>, 2007</b>                       |
| <b>1</b>        |   | <b>EOA &amp; EPOS &amp; POSNA<br/>Hip luxation – late diagnosed</b> |
| <b>HALL (A)</b> |   | <b>10:00-11:45</b>  |


|   |              |   |
|---|--------------|---|
| <b>Moderators</b>   |              | Prof. El-Sayed Morsi<br>Prof. R. Hamdy<br>Prof. Y. Tarraf |
|   |              | <b>Nabil Khailfa, B. Moeller- Madsen</b>                  |
| <b>10:00</b>  |              | Pathology   |
| <b>10:10</b>  |              | Clinical signs  |
| <b>10:20</b>  |              | Assessment/examinations                                   |
| <b>10:35</b>  |              | Management<br>Non-operative<br>Operative                  |
| <b>11:10</b>  |              | Prognosis   |
| <b>11:15</b>  |              | Interactive - case presentation                           |
|  | <b>11:45</b> | <b>Change Break</b>                                       |

|                                |   |  |
|--------------------------------|---|--|
| <b>Session</b><br><br><b>2</b> |  | <b>MONDAY, NOVEMBER 26<sup>TH</sup>, 2007</b><br><br><b>Lectures: CAOS</b> |
| <b>HALL (B)</b>                |   | <b>10:00-11:15</b>   |

|   |              |  |
|---|--------------|--|
| <b>Chairmen</b>   |              | Prof. Mahmoud Mabrouk<br>Prof. Mohamed Abdel Naby<br>Prof. Nabil Boraie            |
| <b>GL.97.</b>   | <b>10:00</b> | Simple CAOS solutions for hip & knee arthroplasty.<br><b>Mahmoud Hafez (Egypt)</b> |
| <b>GL.94.1</b>  | <b>10:15</b> | Navigation & robotics in orthopaedics.<br><b>Klaus Radermacher (Germany)</b>       |
| <b>GL.96.1</b>  | <b>10:30</b> | Planning & management of complex THA.<br><b>James Waddell (Canada)</b>             |
| <b>GL.95.1</b>  | <b>10:45</b> | Navigation & MIS for knee arthroplasty.<br><b>Sami Hakki (USA)</b>                 |
|   | <b>11:00</b> | <b>Discussion</b>  |
|  | <b>11:15</b> | <b>Change Break</b>  |
|   |              |  |

|                                |   |   |
|--------------------------------|---|---|
| <b>Session</b><br><br><b>3</b> |  | <b>MONDAY, NOVEMBER 26<sup>TH</sup>, 2007</b><br><br><b>Lectures &amp; Papers: Internet</b> |
| <b>HALL (C)</b>                |   | <b>10:00-11:15</b>  |


|   |              |  |
|---|--------------|--|
| <b>Chairmen</b>   |              | Prof. Ahmed EL-Sobky<br>Prof. Galal Kazem<br>Prof. Mamdouh Zaki  |
| <b>GL.36.1</b>  | <b>10:00</b> | Is the internet an opportunity or a waste of time.<br><b>Myles Clough (Canada)</b>                       |
| <b>GL.98.3</b>  | <b>10:15</b> | EOA website, Value and expectation.<br><b>Mohamed Fadel (Egypt)</b>                                      |
| <b>EPa 116.174</b>  | <b>10:30</b> | How to search the internet for orthopaedic articles and information.<br><b>Mokhles Amin Rezk (Egypt)</b> |
| <b>EPa 92.137</b>   | <b>10:36</b> | Digital imaging in orthopedic surgery.<br><b>Magdy Anwar (Egypt)</b>                                     |
| <b>GL.36.2</b>  | <b>10:42</b> | Scoliosis information on the internet.<br><b>Myles Clough (Canada)</b>                                   |
|  | <b>10:57</b> | <b>Discussion</b>  |
|  | <b>11:15</b> | <b>Change Break</b>  |


|                 |   |   |
|-----------------|---|---|
| <b>Session</b>  |  | <b>MONDAY, NOVEMBER 26<sup>TH</sup>, 2007</b> |
| <b>4</b>        |   | <b>Workshop</b>                               |
| <b>HALL (E)</b> |   | <b>10:00-11:15</b>                            |


|   |              |   |
|---|--------------|---|
|   |              |   |
|   | <b>10:00</b> | <p>DMS (Dynamic Martin Screw). .<br/> <b>Karl-Klaus Dittel (Germany)</b></p> <p style="text-align: center; font-size: 1.5em;"><b>KLS Martin group</b></p> |
|  | <b>11:15</b> | <b>Change Break</b>   |

|                                |   |  |
|--------------------------------|---|--|
| <b>Session</b><br><br><b>5</b> |  | <b>MONDAY, NOVEMBER 26<sup>TH</sup>, 2007</b><br><br><b>EOA &amp; EPOS &amp; POSNA</b><br><b>Slipped capital femoral epiphysis</b> |
| <b>HALL (A)</b>                |   | <b>12:00-12:55</b>   |

|  |              |   |
|--|--------------|---|
| <b>Moderators</b>  |              | Prof. Ahmed Abdel-Sallam<br>Prof. Aly Ibrahim<br>Prof. Aly Zien EL-Abeddin<br>Prof. M. Paterson |
|  |              | <b>Y.Tarraf, B.Moeller-Madsen</b>   |
|  | <b>12:00</b> | Pathology and clinical signs  |
|  | <b>12:10</b> | Assessment/examinations   |
|  | <b>12:20</b> | Management<br>Acute treatment<br>Late treatment   |
|  | <b>12:50</b> | Prognosis   |
|  | <b>01:00</b> | <b>Break</b>  |


|                                |   |  |
|--------------------------------|---|--|
| <b>Session</b><br><br><b>6</b> |  | <b>MONDAY, NOVEMBER 26<sup>TH</sup>, 2007</b><br><br><b>Workshop</b> |
| <b>HALL (B)</b>                |   | <b>12:00-01:00</b>   |



|   |              |   |
|---|--------------|---|
|   |              |   |
|   | <b>12:00</b> | <p>The Spectrum of TKA, The Sigma Family.<br/> <b>Mahmoud El-Sebaie (Egypt)</b></p> <p><b>Johnson &amp; Johnson</b></p> |
|  | <b>01:00</b> | <b>Break</b>  |


|                                |   |   |
|--------------------------------|---|---|
| <b>Session</b><br><br><b>7</b> |  | <b>MONDAY, NOVEMBER 26<sup>TH</sup> , 2007</b><br><br><b>Lectures , Paper &amp; Workshop :</b><br><b>Taylor Spatial Frame</b> |
| <b>HALL (C)</b>                |   | <b>11:30-01:00</b>  |

|   |              |   |
|---|--------------|---|
| <b>Chairmen</b>   |              | Prof. Anis Shiha<br>Prof. Hany El-Mowafy<br>Prof. Ibrahim El-Hawary                       |
| <b>GPa.97.3</b>   | <b>11:30</b> | Computer assisted deformity correction.<br><b>Mahmoud Hafez (Egypt)</b>                   |
| <b>GL.98.1</b>  | <b>11:38</b> | CAOS and MIS Using Taylor Spatial Frame.<br><b>Mohamed Fadel (Egypt )</b>                 |
| <b>GL.61.2</b>  | <b>11:46</b> | Tibial shaft fractures treated with the taylor spatial frame.<br><b>Kevin Louie (USA)</b> |
|    | <b>12:06</b> | <b>Discussion</b>   |
|   | <b>12:11</b> | <b>TSF, Tibial shaft fractures<br/>Demonstration work shop</b>                            |
|  | <b>01:00</b> | <b>Break</b>  |




|                                |   |   |
|--------------------------------|---|---|
| <b>Session</b><br><br><b>8</b> |  | <b>MONDAY, NOVEMBER 26<sup>TH</sup> , 2007</b><br><br><b>Lectures &amp; Papers: Spine</b> |
| <b>HALL (E)</b>                |   | <b>11:30-01:00</b>  |


|   |              |   |
|---|--------------|---|
| <b>Chairmen</b>   |              | Prof. Hany zaki Said<br>Prof. Naser Zaher<br>Prof. Talaat EL-Hadidy<br>Prof. Yasser El-Milligy  |
| <b>EPa 66.99</b>  | <b>11:30</b> | Biomechanical explanation of etiology of the so-called idiopathic scoliosis.<br><b>Mohamed AlamEldin (Egypt)</b>  |
| <b>EPa 13.21</b>  | <b>11:40</b> | Anterior video-assisted thoracoscopic release with posterior fixation in treating rigid thoracolumbar scoliosis.<br><b>Mohamed Maziad (Egypt )</b>  |
| <b>EPa 86.129</b>   | <b>11:50</b> | All pedicle screw instrumentation for scheuermann's kyphosis correction.<br><b>Wael Koptan (Egypt)</b>  |
| <b>GL.87.1</b>  | <b>12:00</b> | Result with anterior reconstruction using the dual-rod system kass In treatment of idiopathic scoliosis From the average 10 years 3 months postoperative follow-up .<br><b>Kiyoshi Kaneda (Japan)</b> |
| <b>GL.91.2</b>  | <b>12:20</b> | The anatomical relationship between the aorta and the thoracic vertebral bodies and its importance in the placement of the screw in thoracoscopic corrective of scoliosis.<br><b>Yong Qiu (China)</b> |
|  | <b>12:40</b> | <b>Discussion</b>   |
|  | <b>01:00</b> | <b>Break</b>  |



|                 |   |   |
|-----------------|---|---|
| <b>Session</b>  |  | <b>MONDAY, NOVEMBER 26<sup>TH</sup>, 2007</b>         |
| <b>9</b>        |   | <b>EOA &amp; EPOS &amp; POSNA<br/>Perthes Disease</b> |
| <b>HALL (A)</b> |   | <b>02:00-03:15</b>                                    |

|                   |              |   |
|-------------------|--------------|---|
| <b>Moderators</b> |              | Prof. B. Moeller-Madsen<br>Prof. Bahaa Korronah<br>Prof. Osama Hegazy |
|                   |              | <b>M.Paterson - Khamis El-Deeb</b>                                    |
|                   | <b>02:00</b> | Pathology and clinical signs  |
|                   | <b>02:10</b> | Assessment/examinations   |
|                   | <b>02:20</b> | Management  |
|                   | <b>02:40</b> | Prognosis   |
|                   | <b>02:45</b> | Interactive - case presentation<br>SCFE+ LCP                          |

|                                 |   |  |
|---------------------------------|---|--|
| <b>Session</b><br><br><b>10</b> |  | <b>MONDAY, NOVEMBER 26<sup>TH</sup>, 2007</b><br><br><b>Workshop</b> |
| <b>HALL (B)</b>                 |   | <b>01:00-02:00</b>   |

|  |              |   |
|--|--------------|---|
|  |              |   |
|  | <b>01:00</b> | <p>Experience the Fully HAC Stems.<br/> Raouf El-Abbasy (Egypt)</p> <p><b>Johnson &amp; Johnson</b></p> |

|                                 |   |   |
|---------------------------------|---|---|
| <b>Session</b><br><br><b>11</b> |  | <b>MONDAY, NOVEMBER 26<sup>TH</sup>, 2007</b><br><br><b>Lectures: Ilizarov &amp; External Fixator</b> |
| <b>HALL (C)</b>                 |   | <b>01:30-03:00</b>  |

|   |              |   |
|---|--------------|---|
| <b>Chairmen</b>   |              | Prof. El-Mohammady El-Gharieb<br>Prof. Hany Hefny<br>Prof. Sherien Khalil   |
| <b>GL.1.1</b>   | <b>01:30</b> | Transosseous osteosynthesis in rehabilitation of patients with periarticular and intraarticular fractures of upper limb.<br><b>V. I Shevtsov (Russia)</b> |
| <b>GL.5.1</b>   | <b>01:50</b> | Treatment of complex foot problems.<br><b>M Weber (Germany)</b>   |
| <b>GL.52.3</b>  | <b>02:10</b> | Fracture of the femur: indication and limit of the external fixation.<br><b>Maurizio A. Catagni (Italy)</b>   |
| <b>GL.11.2</b>  | <b>02:30</b> | Treatment of knee arthritis by external fixation.<br><b>James Binski (USA)</b>  |
|  | <b>02:45</b> | <b>Discussion</b>   |
|  | <b>03:00</b> | <b>Change Break</b>   |

**Session**

**12**



**MONDAY, NOVEMBER 26<sup>TH</sup>, 2007**

**Workshop**

**HALL (E)**

**01:30-03:00**

**01:30**

**Back Brace  
Orthomedics**

**Session**

**13**



**MONDAY, NOVEMBER 26<sup>TH</sup>, 2007**

**HALL (A)**

**03:00-04:00**

|  |  |  |
|--|--|--|
|  |  |  |
|  |  |  |
|  |  |  |
|  |  |  |

**Session**

**10\***



**MONDAY, NOVEMBER 26<sup>TH</sup>, 2007**

**Workshop**


**HALL (B)**

**02:00-03:00**

**02:00**


**The art of Revision THR.  
Ahmed Emad (Egypt)**


**Johnson & Johnson**

|                                 |   |  |
|---------------------------------|---|--|
| <b>Session</b><br><br><b>14</b> |  | <b>MONDAY, NOVEMBER 26<sup>TH</sup>, 2007</b><br><br><b>Workshop</b> |
| <b>HALL (B)</b>                 |   | <b>03:00-04:00</b>   |

|                   |              |  |
|-------------------|--------------|--|
| <b>Moderators</b> |              | Prof. Mahmoud Hafez<br>Prof. Sami Hakki  |
|                   | <b>03:00</b> | <b>Navigation in Orthopaedics</b><br><br><b>El-Shorbagy</b><br><b>BrainLAB</b> |



|                                 |   |  |
|---------------------------------|---|--|
| <b>Session</b><br><br><b>15</b> |  | <b>MONDAY, NOVEMBER 26<sup>TH</sup>, 2007</b><br><br><b>Lecture &amp; Workshop:<br/>Tailor Spatial Frame</b> |
| <b>HALL (C)</b>                 |   | <b>03:00-04:00</b>   |

|   |              |   |
|---|--------------|---|
| <b>Chairmen</b>   |              | Prof. Mahmoud El-Gendy<br>Prof. Mohamed Abdel Gawad<br>Prof. Nabil Gharabou |
| <b>GL.11.3</b>  | <b>03:00</b> | Hypertrophic non-union treatment options.<br><b>James Binski (USA)</b>      |
|  | <b>03:15</b> | <b>Discussion</b>   |
|   | <b>03:20</b> | <b>TSF, Non union<br/>Demonstration work shop</b>                           |

**Session**

**16**



**MONDAY, NOVEMBER 26<sup>TH</sup>, 2007**

**HALL (E)**

**03:00-04:00**

|  |  |  |
|--|--|--|
|  |  |  |
|  |  |  |

**TUESDAY, NOVEMBER  
27<sup>TH</sup>, 2007**

Session

17





TUESDAY, NOVEMBER 27<sup>TH</sup>, 2007

**EOA & EPOS & POSNA  
Femur Proximal Femoral  
Focal Deficiency**


**HALL (A)**



**09:00-10:30**


|   |              |   |
|---|--------------|---|
| <b>Moderators</b>   |              | Prof. Hazem El-Taiby<br>Prof. G. Hosny<br>Prof. Reda El-Lakkany |
|   |              | <b>B.Moeller-Madsen, K.Rathjen</b>                              |
|   | <b>09:00</b> | Pathology   |
|   | <b>09:10</b> | Assessment/examinations   |
|   | <b>09:20</b> | Management  |
|   | <b>09:50</b> | Complications   |
|   | <b>10:00</b> | Prognosis   |
|   | <b>10:05</b> | Interactive - case presentation                                 |
|  | <b>10:30</b> | <b>Change Break</b>   |

|                                 |   |  |
|---------------------------------|---|--|
| <b>Session</b><br><br><b>18</b> |  | <b>TUESDAY, NOVEMBER 27<sup>TH</sup>, 2007</b><br><br><b>Papers: Ilizarov &amp; External Fixator</b> |
| <b>HALL (B)</b>                 |   | <b>09:00-10:00</b>   |


|   |              |   |
|---|--------------|---|
| <b>Chairmen</b>   |              | Prof. Hassaan Neana<br>Prof. Hatem Anwar<br>Prof. Yehia Rady  |
| <b>EPa 78.116</b>   | <b>09:00</b> | Early experience in the management of fractures of the calcaneus by ilizarov external fixation.<br><b>Sherif Abdellatif Osman (Egypt)</b>                           |
| <b>EPa 100.149</b>  | <b>09:06</b> | Treatment of giant cell tumor of the distal end tibia by ilizarov method.<br><b>Kamal El Gafary (Egypt)</b>   |
| <b>EPa 119.179</b>  | <b>09:12</b> | Treatment of coxa vara utilizing external fixator<br><b>Mohamed ElGebeily (Egypt)</b>   |
| <b>EPa 74.109</b>   | <b>09:18</b> | Treatment of fracture shaft of femur in children with external fixation.<br><b>Mustafa Elfadli (Libya)</b>  |
| <b>EPa 91.135</b>   | <b>09:24</b> | Functional outcome after 8 years follow up following the treatment of congenital pseudarthrosis of the tibia by ilizarov technique.<br><b>Hani Elmowafi (Egypt)</b> |
| <b>EPa 27.42</b>  | <b>09:30</b> | Mangement of bone loss using external fixation.<br><b>Abdulgani Hijazi (Yemen)</b>  |
| <b>EPa 91.136</b>   | <b>09:36</b> | Preliminary results of closed reduction of intraarticular calcaneal fracture with ilizarov technique.<br><b>Hani Elmowafi (Egypt)</b>                               |
|  | <b>09:42</b> | <b>Discussion</b>   |
|  | <b>10:00</b> | <b>Change Break</b>   |


|                                 |   |  |
|---------------------------------|---|--|
| <b>Session</b><br><br><b>19</b> |  | <b>TUESDAY, NOVEMBER 27<sup>TH</sup>, 2007</b><br><br><b>Lectures &amp; Papers :<br/>Spine</b> |
| <b>HALL (C)</b>                 |   | <b>09:00-10:00</b>   |

|   |              |   |
|---|--------------|---|
| <b>Chairmen</b>   |              | Prof. Adel Abdel-Kafy<br>Prof. Hesham El-Saghier<br>Prof. Hesham Shaker   |
| <b>GL.116.1</b>   | <b>09:00</b> | Surgical options in the treatment of the osteoporotic spine.<br><b>Heinrich Boehm (Germany)</b>   |
| <b>GL.91.1</b>  | <b>09:15</b> | Comparison of the clinical results of video-assisted thoracoscopic anterior correction and mini-incision thoracotomic anterior correction for idiopathic thoracic scoliosis.<br><b>Yong Qiu (China)</b> |
| <b>GL.116.2</b>   | <b>09:30</b> | Safe and minimally invasive removal of cranially sequestered lumbar disc herniations. A new transosseous microscope assisted percutaneous approach.<br><b>Heinrich Boehm (Germany)</b>                  |
|  | <b>09:45</b> | <b>Discussion</b>   |
|  | <b>10:00</b> | <b>Change Break</b>   |


|                                 |   |   |
|---------------------------------|---|---|
| <b>Session</b><br><br><b>20</b> |  | <b>TUESDAY, NOVEMBER 27<sup>TH</sup>, 2007</b><br><br><b>Papers: Trauma</b> |
| <b>HALL (E)</b>                 |   | <b>09:00-10:00</b>  |



|   |              |  |
|---|--------------|--|
| <b>Chairmen</b>   |              | Prof. Ahmed Mostafa<br>Prof. Alaa El-Zohairy<br>Prof. Mohamed Fouad Abdel Hamied   |
| <b>EPa 93.139</b>   | <b>09:00</b> | Study of the results of the rigid retrograde intramedullary nailing of the fractures of the humerus using the Halder Nail.<br><b>Yasser M. K. Aref (Egypt)</b>               |
| <b>EPa 1.2.</b>   | <b>09:06</b> | Fracture Lower Humerus. Evaluation of Open reduction and Internal Fixation Results<br><b>Mohamed Fouad (Egypt)</b>   |
| <b>EPa 6.11</b>   | <b>09:12</b> | Tension Band Wiring In Treating Three-Part Fracture Of The Proximal Humerus<br><b>Khaled Hassan Issa (Egypt)</b>   |
| <b>EPa 3.6.</b>   | <b>09:18</b> | Treatment of comminuted proximal humeral fractures with shoulder hemiarthroplasty: an asian experience<br><b>Kannan Kaliyaperumal (Singapore)</b>                            |
| <b>EPa 93.138</b>   | <b>09:24</b> | Study of the results of a modification of the Weaver Dunn procedure used in surgical management of dislocated acromio-clavicular joints.<br><b>Yasser M. K. Aref (Egypt)</b> |
|   | <b>09:30</b> | ISIS integrated shoulder implant system.<br><b>Karl-Klaus Dittel (Germany)</b>   |
|  | <b>09:45</b> | <b>Discussion</b>  |
|  | <b>10:00</b> | <b>Change Break</b>  |

|                 |   |  |
|-----------------|---|--|
| <b>Session</b>  |  | <b>TUESDAY, NOVEMBER 27<sup>TH</sup>, 2007</b> |
| <b>21</b>       |   | <b>EOA &amp; EPOS &amp; POSNA<br/>Clubfoot</b> |
| <b>HALL (A)</b> |   | <b>10:30-11:30</b>                             |

|   |              |  |
|---|--------------|--|
| <b>Moderators</b>   |              | Prof. Aly Zein EL-Abedeem El-Khouly<br>Prof. Mohamed El-Sobky<br>Prof. Nabil Khalifa |
|   |              | <b>R. Hamdy , K.Rathjen</b>  |
|   | <b>10:30</b> | Pathology  |
|   | <b>10:45</b> | Management<br>Non- operative<br>Operative  |
|   | <b>11:15</b> | Prognosis  |
|  | <b>11:30</b> | <b>Coffee Break</b>  |



|                                 |   |  |
|---------------------------------|---|--|
| <b>Session</b><br><br><b>22</b> |  | <b>TUESDAY, NOVEMBER 27<sup>TH</sup>, 2007</b><br><br><b>Lectures: Ilizarov &amp; External Fixator</b> |
| <b>HALL (B)</b>                 |   | <b>10:10-11:30</b>   |

|  |              |   |
|--|--------------|---|
| <b>Chairmen</b>  |              | Prof. Kamal El-Gafary<br>Prof. Mohamed M. Bahie El-Shafie<br>Prof. Yossief Sheta  |
| <b>GL.55.1</b>   | <b>10:10</b> | Staged lengthening in achondroplastic children: our results and the observed complications.<br><b>Fabio Verdoni (Italy)</b> |
| <b>GL.26.3</b>   | <b>10:30</b> | Ringfixation: past –present- future.<br><b>Gerald E. Wozasek (Austria)</b>  |
| <b>GL.5.2</b>  | <b>10:50</b> | Treatment of complex pediatric limb problems.<br><b>M Weber (Germany)</b>   |
|   | <b>11:10</b> | <b>Discussion</b>   |
|  | <b>11:30</b> | <b>Coffee Break</b>   |

Session

23



TUESDAY, NOVEMBER 27<sup>TH</sup>, 2007

Lectures: Tumors

HALL (C)

10:10-11:30

**Chairmen**


Prof. Ahmed Rezk  
Prof. Ibrahim Awad  
Prof. Maher Halawa  
Prof. Sameh Shalby

**GL.100.1**      **10:10**      Bone recycling in limb salvage for bone malignancy by extra- corporeal irradiation and re-implantation.  
**Samir Kotb (Egypt)**

**GL.27.1**      **10:25**      New recycle bone method (frozen bone method) for reconstruction of malignant musculoskeletal tumors.  
**Kenshi Sakayama (Japan)**

**GL.14.1**      **10:40**      Results of tumor megaprosthesis in more than 5 years' follow-up cases.  
**I.L Park (Korea)**

**GL.44.1**      **10:55**      Hip joint reconstruction after resection of pelvic malignant bone tumors.  
**Tetsuo Hotta (Japan)**



**10:10**

**Discussion**



**11:30**

**Coffee Break**

Session

24



TUESDAY, NOVEMBER 27<sup>TH</sup>, 2007




Lectures: Microsurgery


HALL (E)

10:10-11:30


|   |              |  |
|---|--------------|--|
| <b>Chairmen</b>   |              | Prof. Moahmed El-Mahy<br>Prof. Sherief Amin<br>Prof. Yasser El-Safoury   |
| <b>GL.110.1</b>   | <b>10:10</b> | Microsurgical reconstruction of total OBPI.<br><b>Tarek El-Gammal (Egypt)</b>  |
| <b>GL.40.2</b>  | <b>10:25</b> | Gleno-humeral dysplasia (biomechanics and treatment) in obstetric brachial plexus palsy.<br><b>Jorg Bahm (Germany)</b> |
| <b>GL.110.2</b>   | <b>10:40</b> | Tendon transfer around the shoulder in OBPI.<br><b>Tarek El-Gammal (Egypt)</b>   |
| <b>GL.40.1</b>  | <b>10:48</b> | Free functional gracilis muscle transfer in severe obstetric brachial plexus palsy.<br><b>Jorg Bahm (Germany)</b>      |
|  | <b>11:03</b> | <b>Discussion</b>  |
|  | <b>11:30</b> | <b>Coffee Break</b>  |





|                                 |   |   |
|---------------------------------|---|---|
| <b>Session</b><br><br><b>25</b> |  | <b>TUESDAY, NOVEMBER 27<sup>TH</sup>, 2007</b><br><br><b>EOA &amp; EPOS &amp; POSNA</b><br><b>Relapsed Clubfoot</b> |
| <b>HALL (A)</b>                 |   | <b>12:00-12:45</b>  |


|  |              |   |
|--|--------------|---|
| <b>Moderators</b>  |              | Prof. Abdel Sabour Ghoniem<br>Prof. Khamis El-Deeb.<br>Prof. Magdy El-Batouty |
|  |              | <b>K.Rathjen, R. Hamdy</b>  |
|  | <b>12:00</b> | Pathology   |
|  | <b>12:10</b> | Management  |
|  | <b>12:40</b> | Prognosis   |
|  | <b>12:45</b> | Interactive - case presentation   |
|   | <b>01:15</b> | <b>Change Break</b>   |
|   | <b>01:30</b> | <b>General Assembly of E.O.A</b>  |
|  | <b>02:30</b> | <b>Lunch</b>  |





|                                 |   |  |
|---------------------------------|---|--|
| <b>Session</b><br><br><b>26</b> |  | <b>TUESDAY, NOVEMBER 27<sup>TH</sup>, 2007</b><br><br><b>Lectures: Ilizarov &amp; External Fixator</b> |
| <b>HALL (B)</b>                 |   | <b>12:00-01:20</b>   |


|   |              |  |
|---|--------------|--|
| <b>Chairmen</b>   |              | Prof. Abdel Sallam Gomaa<br>Prof. Adel El-Mourshedy<br>Prof. Mohamed Fadel                                     |
| GL.1.2  | <b>12:00</b> | Treatment of congenital femoral dislocation in children using Ilizarov method<br><b>V. I Shevtsov (Russia)</b> |
| GL.11.4   | <b>12:25</b> | Correction of complex deformity by external fixation<br><b>James Binski (USA)</b>                              |
| GL.55.2   | <b>12:45</b> | Great trochanter distal transfer and femoral lengthening in patients with DDH<br><b>Fabio Verdoni (Italy)</b>  |
|    | <b>01:05</b> | <b>Discussion</b>  |
|   | <b>01:20</b> | <b>Change Break</b>  |
|  | <b>01:30</b> | <b>General Assembly of E.O.A</b>   |
|  | <b>02:30</b> | <b>Lunch</b>   |


|  |   |   |
|--|---|---|
| <b>Session</b><br><br><span style="font-size: 2em; font-weight: bold;">27</span> |  | <b>TUESDAY, NOVEMBER 27<sup>TH</sup>, 2007</b><br><br><span style="font-size: 1.5em; font-weight: bold;">SYMPOSIUM</span> |
| <b>HALL (C)</b>  |   | <b>12:00-01:20</b>  |

|   |              |  |
|---|--------------|--|
| <b>Chairmen</b>   |              | Prof. Hani Mohamady<br>Prof. Hussien Abdel-Fatah   |
|   | <b>12:00</b> | Central Finland Hip Fracture Study.<br><b>Tiina Huusko (Finland)</b><br><span style="font-size: 1.2em; font-weight: bold;">Novartis</span> |
|  | <b>01:00</b> | <b>Discussion</b>  |
|  | <b>01:20</b> | <b>Change Break</b>  |
|  | <b>01:30</b> | <span style="font-size: 1.2em; font-weight: bold;">General Assembly of E.O.A</span>  |
|  | <b>02:30</b> | <b>Lunch</b>   |


|                                 |   |   |
|---------------------------------|---|---|
| <b>Session</b><br><br><b>28</b> |  | <b>TUESDAY, NOVEMBER 27<sup>TH</sup>, 2007</b><br><br><b>Lectures &amp; Paper:</b><br><b>Microsurgery</b> |
| <b>HALL (E)</b>                 |   | <b>12:00-01:20</b>  |

|   |              |   |
|---|--------------|---|
| <b>Chairmen</b>   |              | Prof. Abdel Hakim Abdullah<br>Prof. Tarek El-Gammal<br>Prof. Yehia Bassiony                                       |
| <b>GL.65.1</b>  | <b>12:00</b> | Free functioning muscle transfer in orthopaedic surgery.<br><b>Marco Innocenti (Italy)</b>                        |
| <b>GL.64.1</b>  | <b>12:15</b> | Double free muscle transfer technique in traumatic brachial plexus injury.<br><b>Yasunori Hattori (Japan)</b>     |
| <b>GL.66.1</b>  | <b>12:30</b> | Free vascularized fibula (fibular head) grafting to the upper extremities.<br><b>Hiroshi Yajima (Japan)</b>       |
| <b>GL.111.1</b>   | <b>12:45</b> | Free functioning muscle transplantation in children.<br><b>Amr El-Sayed (Egypt)</b>                               |
| <b>EPa 20.31</b>  | <b>12:53</b> | Evaluation of C5 nerve root reparability in traumatic brachial plexus injuries.<br><b>Ahmad Addosooki (Japan)</b> |
|  | <b>01:01</b> | <b>Discussion</b>   |
|  | <b>01:20</b> | <b>Change Break</b>   |
|  | <b>01:30</b> | <b>General Assembly of E.O.A</b>  |
|  | <b>02:30</b> | <b>Lunch</b>  |


|  |   |  |
|--|---|--|
| <b>Session</b><br><br><span style="font-size: 2em; font-weight: bold;">29</span> |  | <b>TUESDAY, NOVEMBER 27TH , 2007</b><br><br><b>EOA &amp; EPOS &amp; POSNA</b><br><b>Tibia &amp; Fibula</b> |
| <b>HALL (A)</b>  | <b>03:45-05:30</b>  |  |


|   |   |                                 |
|---|---|---------------------------------|
| <b>Moderators</b>   | Prof. Aly Nagy<br>Prof. K.Rathjen<br>Prof. Mohamed Reda Abdel Wahab |                                 |
|   | <b>G. Hosny &amp; R. Hamdy</b>                                      |                                 |
|   | <b>03:45</b>  | Pathology                       |
|   | <b>04:00</b>  | Assessment/examinations         |
|   | <b>04:10</b>  | Management                      |
|   | <b>04:40</b>  | Complications                   |
|   | <b>04:50</b>  | Prognosis                       |
|   | <b>04:55</b>  | Interactive - case presentation |
|  | <b>05:30</b>  | <b>End of the Course</b>        |



|                                 |   |  |
|---------------------------------|---|--|
| <b>Session</b><br><br><b>30</b> |  | <b>TUESDAY, NOVEMBER 27TH , 2007</b><br><br><b>Lectures: Ilizarov &amp; External Fixator</b> |
| <b>HALL (B)</b>                 |   | <b>03:45-05:15</b>   |

|  |              |  |
|--|--------------|--|
| <b>Chairmen</b>  |              | Prof. Amir Zaki<br>Prof. Khaled Emara<br>Prof. Osama Sharaf<br>Prof. Tarek Samy  |
| <b>GL.4.1</b>  | <b>03:45</b> | Transosseous osteosynthesis in spine surgery.<br><b>Alexandr Khudyaev (Russia)</b>                                       |
| <b>GL.2.2</b>  | <b>04:00</b> | External fixation of pelvis injuries using Ilizarov frame.<br><b>Ivan I Martel (Russia)</b>                              |
| <b>GL.68.2</b>   | <b>04:15</b> | Clinical results of low-intensity pulsed ultrasound for nonunions or delayed unions.<br><b>Nobuyuki Takenaka (Japan)</b> |
| <b>GL.2.1</b>  | <b>04:30</b> | Open fractures management using ilizarov method.<br><b>Ivan I Martel (Russia)</b>  |
|  | <b>04:45</b> | <b>Discussion</b>  |

|                 |   |                                       |
|-----------------|---|---------------------------------------|
| <b>Session</b>  |  | <b>TUESDAY, NOVEMBER 27TH , 2007</b>  |
| <b>31</b>       |   | <b>NSD: Osteochondritis Dissecans</b> |
| <b>HALL (C)</b> |   | <b>03:45-05:15</b>                    |

|   |              |   |
|---|--------------|---|
| <b>Moderators</b>   |              | Prof. Adel Hamed<br>Prof. Ezzat Kamel<br>Prof. Maher El-Assal   |
|   | <b>03:45</b> | Aging cartilage<br><b>Ezzat Kamal (Egypt )</b>  |
|   | <b>04:00</b> | Chondral lesions: Diagnosis and decision making.<br><b>Adel Hamed (Egypt )</b>                            |
|   | <b>04:15</b> | Mosaicplasy in articular cartilage defect<br><b>Maher El-Assal (Egypt )</b>                               |
|   | <b>04:30</b> | Microfractures in articular cartilage repair.<br><b>Ahmed Abdel Aziz (Egypt )</b>                         |
| <b>GL 117.1</b>   | <b>04:45</b> | Autologous Osteo-chondral reconstruction with cell engineering technique.<br><b>Hosny Saber (Germany)</b> |
|  | <b>05:00</b> | <b>Discussion</b>   |

Session

32




TUESDAY, NOVEMBER 27TH , 2007

Lectures & Paper:  
Microsurgery

HALL (E)

03:45-05:15

|   |              |  |
|---|--------------|--|
| <b>Chairmen</b>   |              | Prof. Aly El-Mofty<br>Prof. Mohamed Maher Said<br>Prof. Sobhi Hwiedy                     |
| GL.64.2   | <b>03:45</b> | Fingertip eplantation<br><b>Yasunori Hattori (Japan)</b>                                 |
| GL.56.1   | <b>04:00</b> | Hand transplantation.<br><b>Frederic Schuind (Belgium)</b>                               |
| GL.65.2   | <b>04:15</b> | Free epiphyseal bone transfer.<br><b>Marco Innocenti (Italy)</b>                         |
| GL.20.2   | <b>04:30</b> | Use of vascularized bone grafts for carpal pathology<br><b>Nash Naam (USA)</b>           |
| EPa 97.144  | <b>04:45</b> | Radial nerve injuries associated with humeral fractures.<br><b>Hassan Noaman (Egypt)</b> |
|  | <b>04:51</b> | <b>Discussion</b>  |

**Session**


**33**



**TUESDAY, NOVEMBER 27TH , 2007**

**HALL (A)**

**05:30-06:15**

|  |              |                       |
|--|--------------|-----------------------|
|  |              |                       |
|  |              |                       |
|  |              |                       |
|  |              |                       |
|  | <b>06:15</b> | <b>End of the Day</b> |

Session

34






TUESDAY, NOVEMBER 27TH , 2007

Lectures : Non-Union

HALL (B)

05:15-06:15

|   |              |  |
|---|--------------|--|
| <b>Chairmen</b>   |              | Prof. Ashraf Lotfy<br>Prof. Hassan El-Hussieny<br>Prof. Mamdouh Lashien  |
| <b>GL.26.2</b>  | <b>05:15</b> | Treatment of hypertrophic and atrophic uninfected non-union with internal fixation.<br><b>Gerald E. Wozasek (Austria)</b>        |
| <b>GL.5.3</b>   | <b>05:30</b> | Weber cable technique for salvage of osteomyelitic bone<br><b>M Weber (Germany)</b>  |
| <b>GL.80.3</b>  | <b>05:45</b> | Comparison of callus pattern between femoral lengthening with and without intramedullary nailing.<br><b>SeokHyun Lee (Korea)</b> |
|    | <b>06:00</b> | <b>Discussion</b>  |
|  | <b>06:15</b> | <b>End of the Day</b>  |

|                                 |   |   |
|---------------------------------|---|---|
| <b>Session</b><br><br><b>35</b> |  | <b>TUESDAY, NOVEMBER 27TH , 2007</b><br><br><b>Live Surgery</b> |
| <b>HALL (C)</b>                 |   | <b>05:15-06:15</b>  |

|  |              |   |
|--|--------------|---|
| <b>Moderators</b>  |              | Prof. Ahmed Abdel Aziz<br>Prof. Hatem Galal Zaki  |
| <b>GL.118.1</b>  | <b>05:00</b> | Lecture .<br><b>David R. McAllister (USA)</b>   |
| <b>GL.119.1</b>  | <b>05:15</b> | Demonstration on the InTouch robot.<br><b>Gerald A. M. Finerman (USA)</b>                               |
|  | <b>05:30</b> | <b>Live surgery</b><br>Case: Osteochondritis dissecans of the knee.<br><b>David R. McAllister (USA)</b> |
|   | <b>05:57</b> | <b>Discussion</b>   |
|  | <b>06:15</b> | <b>End of the Day</b>   |

Session

36



TUESDAY, NOVEMBER 27TH , 2007

Lectures: CAOS

HALL (E)

05:15-06:45

|   |              |  |
|---|--------------|--|
| <b>Chairmen</b>   |              | Prof. Maher Fansaha<br>Prof. Mostafa Abdel Khalek<br>Prof. Raouf El-Abassy   |
| <b>GL.51.3</b>  | <b>05:15</b> | Accuracy of CT-based navigated pedicle screw placement in comparison to conventional technique.<br><b>Michael Schnabel (Germany)</b> |
| <b>GL.94.2</b>  | <b>05:30</b> | Orthopaedic MIS: A german national project.<br><b>Klaus Radermacher (Germany)</b>  |
| <b>GL.96.2</b>  | <b>05:45</b> | Planning & management of revision THA.<br><b>James Waddell (Canada)</b>  |
| <b>GL.95.2</b>  | <b>06:00</b> | Navigated THA.<br><b>Sami Hakki (USA)</b>  |
| <b>GL.97.2</b>  | <b>06:15</b> | CAOS for THA & hip resurfacing.<br><b>Mahmoud Hafez (Egypt)</b>  |
|  | <b>06:30</b> | <b>Discussion</b>  |
|  | <b>06:45</b> | <b>End of the Day</b>  |

**WEDNESDAY,  
NOVEMBER 28<sup>TH</sup> , 2007**



Session

37





WEDNESDAY, NOVEMBER 28<sup>TH</sup>, 2007

Papers : Paediatric

HALL (A)

09:00-10:00

|   |              |  |
|---|--------------|--|
| <b>Chairmen</b>   |              | Prof. Hatem Abdel Rahaman<br>Prof. Ibrahim Rakha<br>Prof. Nabil Abdel Moniem   |
| <b>EPa 107.163</b>  | <b>09:00</b> | Surgery versus syrgery plus pamidronate in the management of O.I. patients a comparative study<br><b>Mohammed El Sobky (Egypt)</b>     |
| <b>EPa 62.92</b>  | <b>09:10</b> | Proximal ectromelia of upper limbs: classification of pathology<br><b>Koltsov Andrey (Russia)</b>                                      |
| <b>EPa 64.96</b>  | <b>09:20</b> | The children hand deficiency.classification, surgery and prosthetics<br><b>Alexander A.Koryukov (Russia)</b>                           |
| <b>EPa 114.171</b>  | <b>09:30</b> | One-stage operation for treatment of developmental dislocated hip with acetabular reconstruction<br><b>Bahaa Ali Kornah (Egypt)</b>    |
| <b>GPa 71.3</b>   | <b>09:40</b> | The role of pamidronate in the operative treatment of children fractures in osteogenesis imperfecta<br><b>Milan Kokavec (Slovakia)</b> |
|  | <b>09:50</b> | <b>Discussion</b>  |
|  | <b>10:00</b> | <b>Change Break</b>  |

Session

38





WEDNESDAY, NOVEMBER 28<sup>TH</sup>, 2007

Papers: Ilizarov & External Fixator

HALL (B)

09:00-10:00

|   |              |  |
|---|--------------|--|
| <b>Chairmen</b>   |              | Prof. Adnan El-Sebaie<br>Prof. Mohamed Shabana<br>Prof. Osama El-Shishtawy<br>Prof. Talaat Ezz El-Din  |
| <b>EPa 24.39</b>  | <b>09:00</b> | Tibial bone defects; treatment by the methods of ilizarov<br><b>Gamal El Adl (KSA)</b>   |
| <b>EPa 18.29</b>  | <b>09:06</b> | Treatment of unstable fracture of the distal end of the radius with combined percutaneous pinnig under image and dynamic external fixation<br><b>Mohamed El Henawi (Egypt)</b> |
| <b>EPa 22.34</b>  | <b>09:12</b> | Post traumatic equinus deformity in children & adults<br><b>Khaled Emara (Egypt)</b>   |
| <b>EPa 105.157</b>  | <b>09:18</b> | Ilizarov foot correction: effect on function and joint motion<br><b>Hatem Kotb (Egypt)</b>   |
| <b>EPa 56.84</b>  | <b>09:24</b> | Pelvic support osteotomy by ilizarov technique.<br><b>Hany Hefny (Egypt)</b>   |
| <b>EPa 118.176</b>  | <b>09:30</b> | Salvage of contaminated fractures of the distal humerus with ilizarov circular external fixation.<br><b>Ashraf Moharram (Egypt)</b>  |
|  | <b>09:36</b> | <b>Discussion</b>  |
|  | <b>10:00</b> | <b>Change Break</b>  |

Session

39





WEDNESDAY, NOVEMBER 28<sup>TH</sup>, 2007




Papers: Spine

HALL (C)

09:00-10:00

|   |              |   |
|---|--------------|---|
| <b>Chairmen</b>   |              | Prof. Ahmed Hassan<br>Prof. Emad El-Mehi<br>Prof. Hassan Mohamed Aly<br>Prof. Maher Sengab  |
| <b>EPa 13.23</b>  | <b>09:00</b> | Mini invasive technique fortreatment of pathological vertebral fractures<br><b>Mohamed Maziad (Egypt)</b>   |
| <b>EPa 28.44</b>  | <b>09:06</b> | Treatment of kyphotic osteoporotic multiple vertebral collapse by percutaneous Lordoplasty<br><b>Mohamed Abdel Naby (Egypt)</b>   |
| <b>EPa 42.61</b>  | <b>09:12</b> | Reconstruction of the vertebral channel in complicated fracture of thoracic and lumbar vertebra, being accompanied dislocation and squeezing of spinal cord<br><b>C. A. Djumabekov (Russia)</b> |
| <b>GPa.89.1</b>   | <b>09:18</b> | Comparison of a less invasive percutaneous approach to the standard microsurgical technique in the operative treatment of lumbar disc herniation<br><b>Ralph Greiner-Perth (Germany)</b>        |
| <b>EPa 110.167</b>  | <b>09:24</b> | Transpedicular graft with short segment fusion in dorso-lumbar fracture.<br><b>Mahmoud Abdelgany (Egypt)</b>  |
| <b>EPa 108.164</b>  | <b>09:30</b> | Preliminary results of a modular cage plate system for anterior cervical fusion<br><b>Yasser El Mansy (Egypt)</b>   |
| <b>EPa 75.110</b>   | <b>09:36</b> | Thoracoscopically anterior vertebral body replacement with a titanium cage of adjustable height<br><b>Hesham Refae (Germany)</b>  |
|  | <b>09:42</b> | <b>Discussion</b>   |
|  | <b>10:00</b> | <b>Change Break</b>   |

**Session****40****WEDNESDAY, NOVEMBER 28<sup>TH</sup>, 2007****Poster Presentation****HALL (E)****09:00-10:00**

|   |              |   |
|---|--------------|---|
| <b>Chairmen</b>   |              | Prof. Ahmed El-Olaimy<br>Prof. Emad Essmat<br>Prof. Nabil Hashem  |
| <b>GPo.6.3</b>  | <b>09:00</b> | Lower limb lengthening using intramedullary locked nail<br><b>Bahir Elias (France)</b>  |
| <b>GPo.27.2</b>   | <b>09:02</b> | Anti-tumor action of patch drug for osteosarcoma Ketoprofen inhibits percutaneously the growth of osteosarcoma.<br><b>Kenshi Sakayama (Japan)</b>   |
| <b>GPo.88.1</b>   | <b>09:04</b> | Clinical outcome of lim-sparing surgery for patients with osteosarcoma of proximal tibia.<br><b>Takafumi Ueda (Japan)</b>   |
| <b>GPo.97.5</b>   | <b>09:06</b> | Damage control system in a patient with 10 fractures in one leg.<br><b>Mahmoud Hafez Egypt</b>  |
| <b>EPo 112.169</b>  | <b>09:08</b> | New Traumatology Phenomina<br><b>Hamdi Al Nagar (Saudi Arabia )</b>   |
|    | <b>09:10</b> | <b>Discussion</b>   |
| <b>EPo 78.118</b>   | <b>09:30</b> | Management of open fractures of the tibia by ilizarov external fixation.<br><b>Sherif Abdellatif Osman (Egypt)</b>  |
| <b>EPo 83.125</b>   | <b>09:32</b> | The proximal femoral nail (PFN)—a minimal invasive treatment of unstable proximal femoral fractures .<br><b>Yasser Abdou (Egypt)</b>  |
| <b>EPo 111.168</b>  | <b>09:34</b> | Chondrosarcoma.<br><b>Ahmed Shaheen (Egypt)</b>   |
| <b>EPo 12.20</b>  | <b>09:36</b> | Broken or Bending of the Interlocking Screws; Analysis of Factors and Rate in Cases of fractures femur Treated with Interlocking Intramedullary Nailing.<br><b>Hesham El-Mowafy (Egypt)</b> |
| <b>EPo 121.181</b>  | <b>09:38</b> | False acetabular osteotomy for DDH in older children.<br><b>El-Sayed Morsi (Egypt)</b>  |
|  | <b>09:40</b> | <b>Discussion</b>   |
|  | <b>10:00</b> | <b>Change Break</b>   |

Session

41



WEDNESDAY, NOVEMBER 28<sup>TH</sup>, 2007

Lectures: Paediatric

HALL (A)

10:10-11:30

|   |              |  |
|---|--------------|--|
| <b>Chairmen</b>   |              | Prof. Ibrahim Mostafa<br>Prof. Maged Mohamed Mostafa<br>Prof. Nady Saleh<br>Prof. Nagieb Basha   |
| <b>GL.41.1</b>  | <b>10:10</b> | Treatment of DDH in growing age<br><b>Nando De Sanctis (Italy)</b>   |
| <b>GL.71.1</b>  | <b>10:25</b> | Developmental dysplasia of the hip. Experience with prevention and real incidence<br><b>Milan Kokavec (Slovakia)</b>                         |
| <b>GL.80.1</b>  | <b>10:40</b> | Treatment of developmental dislocation of the hip joint<br><b>SeokHyun Lee (Korea)</b>   |
| <b>GL.71.2</b>  | <b>10:55</b> | Clinical and instrumental evaluation of hip joint instability in CP patients, possibilities of treatment.<br><b>Milan Kokavec (Slovakia)</b> |
|  | <b>11:10</b> | <b>Discussion</b>  |
|  | <b>11:30</b> | <b>Coffee Break</b>  |

Session

42



WEDNESDAY, NOVEMBER 28<sup>TH</sup>, 2007

Lectures: Basic

HALL (B)

10:10-11:30

|   |              |   |
|---|--------------|---|
| <b>Chairmen</b>   |              | Prof. Ezzat Kamel<br>Prof. Mahmoud Akl<br>Prof. Tawfiek Koptan                          |
| <b>GL.106.1</b>   | <b>10:10</b> | Personal experience of bridging large bone defect.<br><b>Abdel Hayy Mashhor (Egypt)</b> |
| <b>GL.44.2</b>  | <b>10:25</b> | Bone Formation in beta-tricalcium phosphate<br><b>Tetsuo Hotta (Japan)</b>              |
| <b>GL120.1</b>  | <b>10:40</b> | Rare orthopaedic presentations<br><b>Lotfi El Adwar (Egypt)</b>                         |
| <b>GL.26.1</b>  | <b>10:55</b> | Myth and acts on fat embolisation<br><b>Gerald E. Wozasek (Austria)</b>                 |
|    | <b>11:10</b> | <b>Discussion</b>   |
|  | <b>11:30</b> | <b>Coffee Break</b>   |

Session

43



WEDNESDAY, NOVEMBER 28<sup>TH</sup>, 2007

Lectures : Spine

HALL (C)

10:10-11:30

**Chairmen**

Prof. Abdel Mohsen Arafa  
Prof. Sherif Fathi  
Prof. Yassen El-Ghool

GL.87.3

10:10

What are indications for anterior, posterior, or combined ant. & post. Reconstruction in treatment of thoracic and lumbar spinal injuries -from experience in total 602 patients during 20 years from 1986 to 2006  
**Kiyoshi Kaneda (Japan)**

GL.82.1

10:25

Pediatric cervical spine instability  
**Ismat Ghanem (Lebanon)**

GL.113.1


10:40

Neurosurgical treatment options in degenerative cervical spine disease  
**Alexander Brawanski's (Germany)**

GL.51.1

10:55

vertebro- and kyphoplasty in the treatment of acute traumatic fractures of the spine  
**Michael Schnabel (Germany)**



11:10

**Discussion**



11:30

**Coffee Break**

Session

44



WEDNESDAY, NOVEMBER 28<sup>TH</sup>, 2007

## NSD: Peripheral Nerve Injury

HALL (E)

10:10-11:30

|   |       |   |
|---|-------|---|
| <b>Moderators</b>   |       | Prof. Ahmed El-Fekki<br>Prof. Ihab Negm<br>Prof. Mohamed El-Mahy<br>Prof. Mostafa Hegazy<br>Prof. Sherif Amin |
| GL.56.3   | 10:10 | Axonal regeneration.<br><b>Frederic Schuind (Belgium)</b>   |
| GL.40.4   | 10:25 | Argument of early Nerve repair.<br><b>Jorg Bahm (Germany)</b>   |
| EPa 97.176  | 10:40 | Etiology of nerve injury.<br><b>Hassan Noaman (Egypt)</b>   |
| GL.20.1   | 10:46 | Nerve Injuries, Physiology, diagnosis and Management.<br><b>Nash Naam (USA)</b>                               |
|   | 11:01 | <b>Discussion</b>   |
|  | 11:30 | <b>Coffee Break</b>   |



Session

45



WEDNESDAY, NOVEMBER 28<sup>TH</sup>, 2007

**NSD: Osteoarthritis Knee**

HALL (A)

12:00-01:20

|   |              |  |
|---|--------------|--|
| <b>Chairmen</b>   |              | Prof. Ashraf El-Nahal<br>Prof. Farouk Youssef<br>Prof. Hatem Ashour  |
| <b>GL.53.1</b>  | <b>12:00</b> | Risk factor of medial knee osteoarthritis<br><b>Go Omori (Japan)</b>   |
| <b>GL.6.2</b>   | <b>12:15</b> | Gender? Hyperflex? Minimally invasive? Mid-sub-trans vastus? Advances and controversies in primery total knee replacement<br><b>Bahir Elias (France)</b> |
| <b>GL.53.2</b>  | <b>12:30</b> | Long term clinical results of high tibial osteotomy for medial knee osteoarthritis.<br><b>Go Omori (Japan)</b>   |
|    | <b>12:45</b> | <b>Discussion</b>  |
|  | <b>01:20</b> | <b>Change Break</b>  |

Session

46





WEDNESDAY, NOVEMBER 28<sup>TH</sup>, 2007

Lectures : Ethics

HALL (B)

12:00-01:20

|   |              |   |
|---|--------------|---|
| <b>Chairmen</b>   |              | Prof. Abdel Rahman Amer<br>Prof. Abou EL-Fetouh Eid<br>Prof. Samir Sharmy |
| GL.27.3   | <b>12:00</b> | What is the perfect surgery?<br><b>Kenshi Sakayama (Japan)</b>            |
| GL.108.2  | <b>12:15</b> | Medical ethics in the operating room.<br><b>Mamoun Krekli (KSA)</b>       |
| GL.105.1  | <b>12:30</b> | Orthopaedic ethics.<br><b>Helmy El-Hadidi (Egypt)</b>                     |
|  | <b>12:45</b> | <b>Discussion</b>   |
|  | <b>01:20</b> | <b>Change Break</b>   |

Session

47



WEDNESDAY, NOVEMBER 28<sup>TH</sup>, 2007

**SYMPOSIUM**

**HALL (C)**

**12:00-01:20**

**Chairmen**

Prof. Gamal A. Hosny  
Prof. Nabil Khalifa  
Prof. Osama Hegazy

**Updates on Pain Management**


**12:00**

Management of Acute pain.  
**Yousry El Hawary (Egypt)**

**Abbott**


**12:30**

Management of Chronic pain.  
**Adel Adawy (Egypt)**



**01:00**

**Discussion**



**01:20**

**Change Break**

Session

48



WEDNESDAY, NOVEMBER 28<sup>TH</sup>, 2007

Lectures : Trauma

HALL (E)

12:00-01:20


|  |              |  |
|--|--------------|--|
| <b>Chairmen</b>  |              | Prof. Abdel khalek Hafez<br>Prof. Eissa Ragheb<br>Prof. Ossama Shata   |
| <b>GL.41.2</b>   | <b>12:00</b> | The treatment of femur fractures in children<br><b>Nando De Sanctis (Italy)</b>                                  |
| <b>GL.51.2</b>   | <b>12:15</b> | CT-guided percutaneous fixation of sacroiliac fractures in trauma patients.<br><b>Michael Schnabel (Germany)</b> |
| <b>GL.92.2</b>   | <b>12:30</b> | When do we need to fix syndesmosis?<br><b>Manyi Wang (China)</b>   |
|   | <b>12:45</b> | <b>Discussion</b>  |
|  | <b>01:20</b> | <b>Change Break</b>  |



**Session****49****WEDNESDAY, NOVEMBER 28<sup>TH</sup>, 2007**

## Papers: Shoulder & Upper Limb

**HALL (A)****01:30-02:30**

|   |              |  |
|---|--------------|--|
| <b>Chairmen</b>   |              | Prof. Adel El-Adawi<br>Prof. Ahmed Farag Sakkr<br>Prof. Moheb Fadel  |
| <b>EPa 16.26</b>  | <b>01:30</b> | Sensitivity of MRI in detecting partial thickness rotator cuff tear<br><b>Hassan Farouk (Egypt)</b>  |
| <b>EPa 80.121</b>   | <b>01:36</b> | Arthroscopic diagnosis and treatment of partial rotator cuff tear<br><b>Ihab M.Ragab (Egypt)</b>   |
| <b>EPa81.122</b>  | <b>01:42</b> | Arthroscopic rotator cuff repair using the giant-needle technique; the first results of surgeries done in cairo<br><b>Said Karim (Egypt)</b>     |
| <b>EPa 82.124</b>   | <b>01:48</b> | Evaluation of the importance of a self-locking initial knot in arthroscopic rotator cuff repair<br><b>Sherif Sokkar (Egypt)</b>                  |
| <b>EPa 16.27</b>  | <b>01:54</b> | Evaluation of the results of arthroscopic subacromial decompression in cases of subacromial impingement syndrome<br><b>Hassan Farouk (Egypt)</b> |
| <b>EPa 73.108</b>   | <b>02:00</b> | Supracondylar lateral closing medial opening wedge osteotomy<br><b>Mohamed ElShafie (Egypt)</b>  |
| <b>EPa 40.59</b>  | <b>02:06</b> | Osteoperforation in treatment of a habitual dislocation of a shoulder<br><b>Andrei Kolomiets (Russia)</b>  |
|  | <b>02:12</b> | <b>Discussion</b>  |
|  | <b>02:30</b> | <b>Lunch</b>   |

|                                 |   |   |
|---------------------------------|---|---|
| <b>Session</b><br><br><b>50</b> |  | <b>WEDNESDAY, NOVEMBER 28<sup>TH</sup>, 2007</b><br><br><b>NSD: Osteotomy , Hip and Femur</b> |
| <b>HALL (B)</b>                 |   | <b>01:30-02:30</b>  |

|   |              |   |
|---|--------------|---|
| <b>Chairmen</b>   |              | Prof. Adel Ghazal<br>Prof. Hassan El-Zaher<br>Prof. Sadek El-Sokkary                        |
| <b>GL.107.1</b>   | <b>01:30</b> | Osteotomy around the hip.<br><b>Hussien Abdel Fattah (Egypt)</b>                            |
| <b>GL.73.1</b>  | <b>01:45</b> | Femoral osteotomies for the treatment of hip disorders.<br><b>Takao Hotokebuchi (Japan)</b> |
|  | <b>02:00</b> | <b>Discussion</b>   |
|  | <b>02:30</b> | <b>Lunch</b>  |

Session

51



WEDNESDAY, NOVEMBER 28<sup>TH</sup>, 2007

SYMPOSIUM

HALL (C)

01:30-02:30

**Chairmen**

Prof. Hany Mohammady  
Prof. Hazem Abdel-Azeem

01:30

Updates in Osteoporosis Treatment.  
Waheed Ramadan (Egypt)

**Servier Egypt**

02:00

The new power to fight Osteoporosis.  
Ashraf El-Nahal (Egypt)



02:12

Discussion



02:30

Lunch

Session

52





WEDNESDAY, NOVEMBER 28<sup>TH</sup>, 2007

Lecture & Papers: Trauma

HALL (E)

01:30-02:30

|   |              |   |
|---|--------------|---|
| <b>Chairmen</b>   |              | Prof. Mohamed El-Tabie El-Geratly<br>Prof. Mohamed Kaddah<br>Prof. Mohsen Mashour   |
| EPa 54.79   | <b>01:30</b> | A new implant for minimally invasive fixation of proximal humeral fractures: an anatomical and biomechanical study.<br><b>Maged Samy Abouelsoud (Egypt)</b> |
| EPa 43.63   | <b>01:36</b> | The floating elbow in children.<br><b>Mohamad Hazem (Egypt)</b>   |
| EPa 87.130  | <b>01:42</b> | Scaphoid die punch fractures of the distal radius.<br><b>Yoshihiro Dohi (Japan)</b>   |
| EPa 85.128  | <b>01:48</b> | ESIN (Elastic Stable Intramedullary Nailing) in unstable Forearm Fractures Our Experience with 181 cases.<br><b>Mann (Germany)</b>                          |
| EPa 44.65   | <b>01:54</b> | Treatment of persistent nonunion of the humerus using a vascularized bone graft from the supracondylar region of the femur.<br><b>Daisuke Kaji (Japan)</b>  |
| EPa.36.53   | <b>02:00</b> | The use of osteophony to detect bone fracture<br><b>Minasov T.B. (Russia)</b>   |
| GL.102.1  | <b>02:06</b> | Presentation of complicated cases of long bone fracture treated by Ender nails<br><b>Talaat Ezz El-Din (Egypt)</b>  |
|  | <b>02:12</b> | <b>Discussion</b>   |
|  | <b>02:30</b> | <b>Lunch</b>  |



Session

53



WEDNESDAY, NOVEMBER 28<sup>TH</sup>, 2007

Lectures & Papers:  
Lower Limb

HALL (A)

03:45-05:15

|   |              |   |
|---|--------------|---|
| <b>Chairmen</b>   |              | Prof. Adel Anwar<br>Prof. Ahmed Abdel Aziz<br>Prof. Mohamed Salah Shawky  |
| <b>GL. 49.2</b>   | <b>03:45</b> | Aperture Fixation in Arthroscopic Anterior Cruciate Ligament Double Bundle Reconstruction.<br><b>Imhoff (Germany)</b>   |
| <b>GL.43.3</b>  | <b>04:00</b> | Tibio-femoral kinematics of the double-bundle anterior cruciate ligament reconstruction.<br><b>Yoshitsugu Takeda (Japan)</b>  |
| <b>EPa 51.74</b>  | <b>04:15</b> | Reconstruction of the medial collateral ligament of the knee using a new patch graft technique<br><b>Ezzat Kamel (Egypt)</b>  |
| <b>EPa 67.101</b>   | <b>04:21</b> | Bone patellar tendon bone versus semitendinosus and gacrilis tendon in reconstruction of the anterior cruciate ligament using arthroscopic technique<br><b>Ahmed Othman (Egypt)</b> |
| <b>EPa 95.141</b>   | <b>04:27</b> | Arthroscopic management of osteochondral fractures of the knee<br><b>Hamed Elgohary (Egypt)</b>   |
| <b>EPa 94.140</b>   | <b>04:33</b> | Arthroscopy , shelf and core Decompression: Minimal – access Conservative hip surgery<br><b>Mamdouh Soliman (Egypt)</b>   |
| <b>EPa 79.119</b>   | <b>04:39</b> | Upper ankle joint impingement in football players, causes and results of arthroscopic treatment<br><b>Sherif Elgamry (Egypt)</b>  |
| <b>EPa 43.64</b>  | <b>04:45</b> | Spontaneous rupture of achilles tendon<br><b>Mohamad Hazem (Egypt)</b>  |
|  | <b>04:51</b> | <b>Discussion</b>   |

Session

54




WEDNESDAY, NOVEMBER 28<sup>TH</sup>, 2007

**NSD: Cases for Discussion**

**HALL (B)**

**03:45-05:15**

|   |              |   |
|---|--------------|---|
| <b>Chairmen</b>   |              | Prof. Abdel Rahman Amer<br>Prof. Ahmed Shama<br>Prof. Bahaa El-Serwie<br>Prof. Wahied Ramadan                     |
| <b>EPa 96.142</b>   | <b>03:45</b> | Burst fracture as a first manifestation of systemic mastocytosis-case report.<br><b>Antonio Krueger (Germany)</b> |
|   |              | <b>Kenshi Sakayama (Japan)</b>  |
|   |              | <b>Tetsuo Hotta (Japan)</b>   |
|   |              | <b>Abdel Rahman Amer (Egypt)</b>  |
|   |              | <b>Tarek El-Gammal (Egypt)</b>  |
|  | <b>04:45</b> | <b>Discussion</b>   |

Session

55



WEDNESDAY, NOVEMBER 28<sup>TH</sup>, 2007

Lectures & Paper : Spine

HALL (C)

03:45-05:15

**Chairmen**

Prof. Essam El-Sherif  
Prof. Ezzat El-Hawi  
Prof. Mohamed A.Wafa  
Prof. Mohamed Gamal

GL.87.2

03:45

Total vertebrectomy and reconstruction by combined posterior and anterior procedures in treatment of the thoraco-lumbar spinal metastatic tumors.  
**Kiyoshi Kaneda (Japan)**

GL.89.2

04:00

Vertebral body replacement  
**Ralph Greiner-Perth (Germany)**

GL.112.3

04:15

Flow-chart for spine metastases treatment.  
**Stefano Boriani (Italy)**

GL.50.2

04:30

The effect of Bisphosphonate for metasisitic spinal tumor from prostate cancer.  
**Akio Yokogawa (Japan)**

EPa 109.165

04:45

Posterior C1C2 plating a novel technique for posterior atlanto-axial fixation.  
**Hesham El Sagheir (Egypt)**



04:51

**Discussion**

Session

56





WEDNESDAY, NOVEMBER 28<sup>TH</sup>, 2007

Lectures & Paper: Hand

HALL (E)

03:45-05:15

|   |              |  |
|---|--------------|--|
| <b>Chairmen</b>   |              | Prof. Essam El-Karef<br>Prof. Ahmed Morrah<br>Prof. Adel Ghoniem<br>Prof. Ahmed Zaafan   |
| GL.115.2  | <b>03:45</b> | Fixation in wrist fractures<br><b>Gregory Bain (Australia)</b>   |
| GL.66.2   | <b>04:00</b> | Advanced Kienbock's Disease Treated with Implantation of a Tendon Roll and Temporary Partial Fixation of the Wrist"<br><b>Hiroshi Yajima (Japan)</b> |
| GL.20.3   | <b>04:15</b> | Controlled Mobilization programs in improving results of Flexor and Extensor tendon repair and reconstruction.<br><b>Nash Naam (USA)</b>             |
| GL.40.3   | <b>04:30</b> | Treatment of recurrent carpal tunnel syndrome.<br><b>Jorg Bahm (Germany)</b>   |
| EPa 97.143  | <b>04:45</b> | Management and functional outcomes of combined injuries of flexor tendons, nerves, and vessels at the wrist<br><b>Hassan Noaman (Egypt)</b>          |
|  | <b>04:51</b> | <b>Discussion</b>  |

|  |   |  |
|--|---|--|
| <b>Session</b><br><br><span style="font-size: 2em; font-weight: bold;">57</span> |  | <b>WEDNESDAY, NOVEMBER 28<sup>TH</sup>, 2007</b><br><br><b>Lectures &amp; Papers:<br/>Upper Limb</b> |
| <b>HALL (A)</b>  |   | <b>05:15-06:15</b>   |

|   |              |  |
|---|--------------|--|
| <b>Chairmen</b>   |              | Prof. Abdel Aziz El-Sengergy<br>Prof. Adel Hamed<br>Prof. Ahmed Abdel Samiee<br>Prof. Mohamed Hossam Nagi                                |
| <b>GL.49.1</b>  | <b>05:15</b> | Arthroscopic anatomical reconstruction of AC-joint dislocations using 2 tightropes (Arthrex, FL, USA)<br><b>Imhoff (Germany)</b>         |
| <b>GL.115.1</b>   | <b>05:30</b> | Reverse Total shoulder replacements<br><b>Gregory Bain (Australia)</b>   |
| <b>GL. 49.3</b>   | <b>05:45</b> | Shoulder resurfacing<br><b>Imhoff (Germany)</b>  |
| <b>EPa 65.98</b>  | <b>06:00</b> | Arthroscopic capsular release for primary and secondary shoulder stiffness<br><b>Ayman M. Ebied (Egypt)</b>                              |
| <b>EPa 82.123</b>   | <b>06:06</b> | The anterior acromion cuff (AAC) space; arthroscopic assessment and relation to the impingement syndrome<br><b>Sherif Sokkar (Egypt)</b> |
|  | <b>05:12</b> | <b>Discussion</b>  |
|  | <b>06:15</b> | <b>End of the Day</b>  |

Session

58



WEDNESDAY, NOVEMBER 28<sup>TH</sup>, 2007

Papers: Pediatric

HALL (B)

05:15-06:15

**Chairmen**

Prof. El-Hussieny Mostafa El-Hussieny  
Prof. Hassouna Aboul-Soud  
Prof. Samir Zahed

**EPa 69.104**      **05:15**      Hand function after botulinum toxin injection in spastic hemiplegic cerebral palsied children.  
**Mostafa El-Sherbini (Egypt)**


**EPa 106.161**      **05:21**      The role of ultrasound in neonatal clubfoot. Correlation with clinical classification and assessment of results of treatment.  
**Khaled El Adwar (Egypt)**

**EPa 104.155**      **05:27**      Restoration of elbow flexion after Birth paralysis.  
**Nagy Sabet (Egypt)**

**EPa 76.111**      **05:33**      Congenital dislocation of the knee  
**Yehia Rady (Egypt)**


**EPa 104.156**      **05:39**      The utilization of the femoral segment resected in femoral shortening in innominate osteotomy in treatment of D.D.H.  
**Nagy Sabet (Egypt)**

**EPa 106.162**      **05:45**      Tibial percutaneous osteotomy in the treatment of genu varum and bow legs.  
**Khaled El Adwar (Egypt)**



**05:51**

**Discussion**



**06:15**

**End of the Day**

Session

59






WEDNESDAY, NOVEMBER 28<sup>TH</sup>, 2007



Lectures: Spine

HALL (C)

05:15-06:15

|  |       |   |
|--|-------|---|
| <b>Chairmen</b>  |       | Prof. Yousry El-Hawary<br>Prof. Mohamed Alam El-Din<br>Prof. Mohamed Maziad   |
| GL.89.3  | 05:15 | Posterior fusion techniques in cervical spine<br><b>Ralph Greiner-Perth (Germany)</b>                                       |
| GL.54.2  | 05:30 | Diagnosis and treatment of vertebral pseudoarthrosis<br><b>Satoshi Kawaguchi (Japan)</b>                                    |
| GL.50.1  | 05:45 | An evaluation of preventive measures for the pedicle screws loosening in osteoporosis spine<br><b>Akio Yokogawa (Japan)</b> |
|   | 06:00 | <b>Discussion</b>   |
|  | 06:15 | <b>End of the Day</b>   |

|                                 |   |   |
|---------------------------------|---|---|
| <b>Session</b><br><br><b>60</b> |  | <b>WEDNESDAY, NOVEMBER 28<sup>TH</sup>, 2007</b><br><br><b>Papers: Trauma</b> |
| <b>HALL (E)</b>                 |   | <b>05:15-06:15</b>  |

|   |              |   |
|---|--------------|---|
| <b>Chairmen</b>   |              | Prof. Ahmed Mohamed Omar<br>Prof. El-Zaher Hassan El-zaher<br>Prof. Hesham Abdel Sadek<br>Prof. Yehia Wafa                                      |
| EPa 102.151   | <b>05:15</b> | Percutaneous plate fixation of proximal tibial fractures through a minimally invasive approach<br><b>Nabil Elmoghazi (Egypt)</b>                |
| EPa 46.69   | <b>05:21</b> | Percutaneous screw fixation of unicondylar tibial plateau fractures<br><b>Ahmed Allam (Egypt)</b>   |
| EPa 9.17  | <b>05:27</b> | Biological compression fixation of trochanteric Fractures in high risk cases.<br><b>Sidharth Gangadharan (India)</b>                            |
| EPa 103.154   | <b>05:33</b> | Management of open tibial shaft fracture by plating<br><b>Ashraf Tabie (Egypt)</b>  |
| EPa 36.52   | <b>05:39</b> | The estimation of the state of bone tissue of long tubular bones on the basis of biomechanical functional tests<br><b>Minasov T.B. (Russia)</b> |
| EPa 38.56   | <b>05:45</b> | Percutaneous pin fixation of calcaneum fractures<br><b>Sidharth Gangadharan (India)</b>   |
|  | <b>05:51</b> | <b>Discussion</b>   |
|  | <b>06:15</b> | <b>End of the Day</b>   |



**THURSDAY,  
NOVEMBER 29<sup>TH</sup> , 2007**

Session

61





THURSDAY, NOVEMBER 29<sup>TH</sup>, 2007

Papers: Arthroplasty

HALL (A)

09:00-10:00

|   |              |   |
|---|--------------|---|
| <b>Chairmen</b>   |              | Prof. Amr Khairy<br>Prof. Essam El-Abbasie<br>Prof. Mahmoud Shalby<br>Prof. Mohamed Zada  |
| EPa 55.81   | <b>09:00</b> | Subtrochanteric osteotomy combined with total hip arthroplasty: post-operative results in 114 cases.<br><b>Elsayed Said (Egypt)</b> |
| EPa 11.19   | <b>09:06</b> | Revision hip and knee replacements at a district general hospital volume and outcome relationship<br><b>Anwar Fahim (England)</b>   |
| EPa 39.57   | <b>09:12</b> | Total knee arthroplasty in patients with severe deformities.<br><b>Hatem Galal Said (Egypt)</b>                                     |
| EPa 52.75   | <b>09:18</b> | Endoprosthesis of hip joint by new generations implants.<br><b>Kalchaev Bakit (Russia)</b>  |
| EPa 65.97   | <b>09:24</b> | Acetabular rings do they still have a role.<br><b>Ayman M. Ebied (Egypt)</b>  |
| EPa 98.146  | <b>09:30</b> | Outcome scores in knee arthroplasty what are we really measuring?<br><b>Emad Saweeres (Egypt)</b>                                   |
| EPa 79.120  | <b>09:36</b> | Total shoulder replacement.<br><b>Sherif Elgamry (Egypt)</b>  |
|  | <b>09:42</b> | <b>Discussion</b>   |
|  | <b>10:00</b> | <b>Change Break</b>   |

Session

62




THURSDAY, NOVEMBER 29TH , 2007



Papers: Ilizarov & External Fixator

HALL (B)

09:00-10:00

|   |       |  |
|---|-------|--|
| <b>Chairmen</b>   |       | Prof. Ahmed Abdel Aal<br>Prof. Gad Ragheb<br>Prof. Ismaiel Hamouda<br>Prof. Moussa Abdel Hamied  |
| EPa 29.45   | 09:00 | Treatment of complex tibial plateau fractures with spanning external fixator and minimal internal fixation.<br><b>Ahmed Kandil (Egypt)</b>             |
| EPa 26.41   | 09:06 | Uniplanar external fixation augmented with minimal internal fixation for fractures of the tibial plafond.<br><b>Tamer Sweed (Egypt)</b>                |
| EPa 22.33   | 09:12 | Combined internal & external fixation in tibial plateau fracture. Can this help for early removal of external fixation?<br><b>Khaled Emara (Egypt)</b> |
| EPa 19.30   | 09:18 | Treatment of trochanteric fractures by external fixation in high risk patients for anaesthesia.<br><b>Hisham Gaber (Egypt)</b>                         |
| EPa 37.55   | 09:24 | Correction of post burn contractures of the knee and ankle by the ilizarov technique<br><b>Osama Ghali (Egypt)</b>                                     |
| EPa 58.88   | 09:30 | Osteosynthesis of shaft (diaphyseal) fractures by ilizarov' s device at polytrauma.<br><b>Satyndiy Kojomatov (Russia)</b>                              |
|  | 09:36 | <b>Discussion</b>  |
|  | 10:00 | <b>Change Break</b>  |

**Session****63****THURSDAY, NOVEMBER 29<sup>TH</sup>, 2007****Papers: Spine****HALL (C)****09:00-10:00**

|   |              |   |
|---|--------------|---|
| <b>Chairmen</b>   |              | Prof. Ahmed Hassaan<br>Prof. El-Moataz El-Sabroun<br>Prof. Faisal Fahmey Adam<br>Prof. Mohamed Mostafa Mossad   |
| <b>EPa 71.106</b>   | <b>09:00</b> | Direct repair of spondylolysis with pedicular screws and washers with transpinous wiring.<br><b>Mamdouh M. El karamany (Egypt)</b>  |
| <b>EPa 90.134</b>   | <b>09:08</b> | Correction of rigid thoraco-lumbar kyphotic deformities results of posterior-alone approach.<br><b>Mohamed El Meshtawy (Egypt)</b>  |
| <b>EPa 8.15</b>   | <b>09:16</b> | A less invasive posterior approach technique for the management of extended secondary epidural abscess<br>Surgical technique.<br><b>Yasser Allam (Germany)</b>            |
| <b>EPa 42.62</b>  | <b>09:22</b> | Comparative analyses of results surgical treatment of the astable forms lumbar osteochondrosis after forward corporodez.<br><b>C. A. Djumabekov (Russia)</b>              |
| <b>GPa.91.3</b>   | <b>09:28</b> | Clinical outcome of anterior corrective surgery for thoracolumbar scoliosis mini-open approach without diaphragm dissection vs. open approach.<br><b>Yong Qiu (China)</b> |
| <b>EPa 117.175</b>  | <b>09:34</b> | Stand –alone laminectomy, is it always enough?<br><b>Mohamed Abd El-Salam Wafa (Egypt)</b>  |
| <b>EPa 13.22</b>  | <b>09:40</b> | Total intervertebral disc prosthesis in treatment of degenerative lumbar disc with 30 months follows up.<br><b>Mohamed Maziad (Egypt)</b>                                 |
|  | <b>09:46</b> | <b>Discussion</b>   |
|  | <b>10:00</b> | <b>Change Break</b>   |

**Session****64****THURSDAY, NOVEMBER 29TH , 2007****Papers: Trauma****HALL (D)****09:00-10:00**

|   |              |   |
|---|--------------|---|
| <b>Chairmen</b>   |              | Prof. Adel Hussien<br>Prof. Adel Shafiek<br>Prof. Hosny Toumarak<br>Prof. Safwat Shalby   |
| <b>EPa60.90</b>   | <b>09:00</b> | Suture anchor repair of distal tendoachilis rupture in the presence of hugoland deformity.<br><b>Wael Nassar (Egypt)</b>  |
| <b>EPa 53.78</b>  | <b>09:06</b> | Arthroscopy assisted operative management of tibial plateau fractures using minimally invasive fracture techniques.<br><b>Anis Shiha (Egypt)</b>  |
| <b>EPa 15.25</b>  | <b>09:12</b> | Treatment of subtrochanteric fractures by intramedullary hip screw.<br><b>Emad Magdy (Egypt)</b>  |
| <b>EPa 54.80</b>  | <b>09:18</b> | Proximal femoral nail screw complications in unstable pertrochanteric fractures: correlation with screw position and fracture type.<br><b>Maged Samy Abouelsoud (Egypt)</b>                     |
| <b>EPa 66.100</b>   | <b>09:24</b> | Results of surgical management of unstable pelvic ring injuries.<br><b>Mohamed Alam Eldin (Egypt)</b>   |
| <b>EPa 67.102</b>   | <b>09:30</b> | Treatment of unstable intertrochanteric fracture by cemented hemiarthroplasty versus non-anatomical stable reduction and internal fixation by dynamic hip screw.<br><b>Ahmed Othman (Egypt)</b> |
| <b>EPa 72.107</b>   | <b>09:36</b> | Results of surgical treatment of sacral fractures.<br><b>Osama Farouk (Egypt)</b>   |
|  | <b>09:42</b> | <b>Discussion</b>   |
|  | <b>10:00</b> | <b>Change Break</b>   |

|                                 |   |   |
|---------------------------------|---|---|
| <b>Session</b><br><br><b>65</b> |  | <b>THURSDAY, NOVEMBER 29TH , 2007</b><br><br><b>Lectures: Hip<br/>Children &amp; Adults</b> |
| <b>HALL (A)</b>                 |   | <b>10:10-11:30</b>  |

|   |              |   |
|---|--------------|---|
| <b>Chairmen</b>   |              | Prof. Lotfy Younies<br>Prof. Mohamed Yehia Abdel Razek<br>Prof. Tarek Abdel Shafie  |
| <b>GL.80.2</b>  | <b>10:10</b> | Orthopaedic Management of Skeletal Dysplasia.<br><b>SeokHyun Lee (Korea)</b>  |
| <b>GL.82.2</b>  | <b>10:25</b> | Management of DDH after the walking age.<br><b>Ismat Ghanem (Lebanon)</b>   |
| <b>GL.108.1</b>   | <b>10:40</b> | Treatment of residual acetabular dysplasia in older children and adolescents.<br><b>Mamoun Kremli (KSA)</b>                       |
| <b>GL.43.1</b>  | <b>10:55</b> | Our operative strategy for the osteoarthritis of the hip joint secondary to acetabular dysplasia.<br><b>Shunji Nakano (Japan)</b> |
|  | <b>10:10</b> | <b>Discussion</b>   |
|  | <b>11:30</b> | <b>Coffee Break</b>   |

Session

66



THURSDAY, NOVEMBER 29TH , 2007

Lectures: Ilizarov & External Fixator

HALL (B)

10:10-11:30

|   |              |   |
|---|--------------|---|
| <b>Chairmen</b>   |              | Prof. Ahmed El-Sharkawi<br>Prof. Akram Azzam<br>Prof. Nagy Thabet   |
| <b>GL.3.1</b>   | <b>10:10</b> | Classification and system of patients' rehabilitation with tibia ectromelia.<br><b>Anna.M. Aranovich (Russia)</b> |
| <b>GL.52.1</b>  | <b>10:30</b> | Srategy and results of treatment of Lateral hemimelia (Fibular hemimelia).<br><b>Maurizio A. Catagni (Italy)</b>  |
| <b>GL.99.1</b>  | <b>10:50</b> | Congenital absent tibia.<br><b>Gamal A. Hosny (Egypt)</b>   |
|    | <b>11:10</b> | <b>Discussion</b>   |
|  | <b>11:30</b> | <b>Coffee Break</b>   |

Session

67



THURSDAY, NOVEMBER 29TH , 2007

Lectures: Tumors

HALL (C)

10:10-11:30

**Chairmen**

Prof. Ahmed Shahin  
Prof. Samir Z. Kotb  
Prof. Youssry Mousa

GL.13.1

10:10

Retrospective analysis of symptom duration in patients with soft tissue sarcoma: does a delay in diagnosis affect outcome?  
**Simon Carter (Uk)**

GL.112.1

10:25

Chordoma and chondrosarcoma.  
**Stefano Boriani (Italy)**

GL.13.3


10:40

Synovial sarcoma in children.  
**Simon Carter (Uk)**

GL.54.1

10:55

Fusion gene-derived peptide immunotherapy for synovial sarcoma.  
**Satoshi Kawaguchi (Japan)**



10:10

**Discussion**



11:30

**Coffee Break**



Session

68



THURSDAY, NOVEMBER 29TH , 2007

Papers : Hand

HALL (D)

10:10-11:30

|   |       |  |
|---|-------|--|
| <b>Chairmen</b>   |       | Prof. Aakef Saleh<br>Prof. Aly El-Zowahry<br>Prof. Ashraf El-Wakil   |
| EPa 21.32   | 10:10 | Scaphocapitate arthrodesis for the treatment of kienböck's disease.<br><b>Abdelsalam Eid (Egypt)</b>   |
| EPa 35.51   | 10:16 | Detecting the radiographic, ultrasonographic and magnetic resonance imaging findings of de quervain`s tenosynovitis.<br><b>Shaher El-Hadidy (Jordan)</b> |
| EPa 45.6  | 10:22 | Treatment of intraosseous ganglion of the carpal bone.<br><b>Takashi Horiuchi (Japan)</b>  |
| EPa 77.114  | 10:28 | Dorsal rectangular skin flap for web reconstruction in release of syndactylized fingers.<br><b>Muhammad Quolquela (Egypt)</b>                            |
| EPa 87.131  | 10:34 | Bilateral aseptic necrosis of the carpal bone secondary to tumoral calcinosis-a case report.<br><b>Yoshihiro Dohi (Japan)</b>                            |
|   | 10:40 | <b>Discussion</b>  |
| EPa 77.113  | 10:50 | Measures to improve hand grip strength in tendon transfer for radial nerve palsy.<br><b>Muhammad Quolquela (Egypt)</b>                                   |
| EPa4.7  | 10:56 | Surgical results of open reduction and internal fixation of pediatric humeral supracondylar fractures<br><b>Ahmad Altonesy (Egypt)</b>                   |
| EPa 98.145  | 11:02 | Percutaneous kirschner wire fixation of unstable distal radius fractures<br><b>Emad Saweeres (Egypt)</b>   |
| EPa 101.150   | 11:08 | Clinical application of the peroneal perforator flap.<br><b>Akito Nakanishi (Japan)</b>  |
|  | 11:14 | <b>Discussion</b>  |
|  | 11:30 | <b>Coffee Break</b>  |

Session

69



THURSDAY, NOVEMBER 29TH , 2007

Lectures: Hip

HALL (A)

12:00-01:20

**Chairmen**

Prof. Ahmed Emad Rady  
Prof. Emad Halawa  
Prof. Hassan Hussien

GL.92.1

12:00

Operative treatment of delayed acetabular fractures.  
**Manyi Wang (china)**

GL.114.1


12:20

Anterior segment fixation of pelvis and acetabulum fractures.  
**Hazem Abdel-Azeem (Egypt)**

GL.90.1


12:40

Treatment strategies and complication management after peri- and interprosthetic femur fractures.  
**Bernd Fuechtmeier (Germany)**



01:00

**Discussion**



01:20

**Change Break**

Session

70



THURSDAY, NOVEMBER 29TH , 2007

Lectures: Non-Union

HALL (B)

12:00-01:20

|   |       |  |
|---|-------|--|
| <b>Chairmen</b>   |       | Prof. Ahmed Said Zaied<br>Prof. Ibrahim Hussien<br>Prof. Mohamed Shafik  |
| GL.61.3   | 12:00 | Management of infected nonunions or atrophic nonunions with external fixation.<br><b>Kevin Louie (USA)</b>                 |
| GL.65.3   | 12:15 | Microsurgical approach to chronic osteomyelitis.<br><b>Marco Innocenti (Italy)</b>   |
| GL.104.1  | 12:30 | Delayed and non- union.<br><b>Galal Zaki Saied (Egypt)</b>   |
| GL.68.1   | 12:45 | Assessment of mechanical properties of healing callus by acoustic emission technology.<br><b>Nobuyuki Takenaka (Japan)</b> |
|  | 01:00 | <b>Discussion</b>  |
|  | 01:20 | <b>Change Break</b>  |

Session

71




THURSDAY, NOVEMBER 29TH , 2007

Poster Presentation & Prize

HALL (C)

12:00-01:20

|   |       |   |
|---|-------|---|
| <b>Chairmen</b>   |       | Prof. Hussien Nazim<br>Prof. Mamdouh Zaky<br>Prof. Mohamed Ramy<br>Prof. Mostafa Badawi   |
| EPo 22.35   | 12:00 | Complications of cosmetic limb lengthening.<br><b>Khaled Emara (Egypt)</b>  |
| EPo 46.67   | 12:02 | Simultaneous Management of Hand to Knee and Shortening Problems in Poliomyelitis.<br><b>Ahmed Allam (Egypt)</b>   |
| EPo 5.10  | 12:04 | Treatment of patients with orthopedic Foot diseases (2002-2007).<br><b>Mariam Islami (Iran)</b>   |
| EPo 61.91   | 12:06 | School Screening For Scoliosis, Yes or No.<br><b>Khaled Sabry Salama (Egypt)</b>  |
| EPo 63.95   | 12:08 | Osteochondritis dissecans of the femoral trochlea, case report.<br><b>Mohamed Gamal Saad (Egypt)</b>  |
| EPo 77.115  | 12:10 | Ulnar shortening osteotomy versus head resection in management of ulnocarpal impaction.<br><b>Muhammad Quolquela (Egypt)</b>  |
|    | 12:12 | <b>Discussion</b>   |
| EPo 105.158   | 12:32 | Functional outcome of mechanical axis correction in pediatric age group using annular frames<br><b>Hatem Kotb (Egypt)</b>   |
| EPo 105.159   | 12:34 | Management of tibial deformities in paediatric age group using ilizarov.<br><b>Hatem Kotb (Egypt)</b>   |
| EPo 84.127  | 12:36 | Interdisciplinary management in the treatment of a rotational burst fracture of the upper thoracic spine.<br><b>Bilal El-Zayat (Germany)</b>  |
| EPo 115.173   | 12:38 | Thoracic And Lumbar Spinal Infections: Posterior Circumspinal Debridment And Anterior Reconstruction By Limited Acute Spinal Shortening.<br><b>Mohamed El-Sayed Abdel-Wanis (Egypt)</b> |
| EPo 24.40   | 12:40 | Synthetic biphasic ceramic graft mixed with autogenous bone marrow aspirate in the treatment of benign bone lesions<br><b>Gamal El Adl (Egypt)</b>                                      |
|  | 12:42 | <b>Discussion and Poster Prize</b>  |
|  | 01:20 | <b>Change Break</b>   |

|                                 |   |   |
|---------------------------------|---|---|
| <b>Session</b><br><br><b>72</b> |  | <b>THURSDAY, NOVEMBER 29TH , 2007</b><br><br><b>N.S.D:</b><br><b>Tissue Engineering</b> |
| <b>HALL (D)</b>                 |   | <b>12:00-01:20</b>  |

|   |              |  |
|---|--------------|--|
| <b>Chairmen</b>   |              | Prof. Abdel-Rahman El-Rashidy<br>Prof. Lotfy El-Adwar<br>Prof. Taimour El-Hussieni     |
| <b>GL.103.1</b>   | <b>12:00</b> | Application of stem cell in orthopaedic practice.<br><b>Osama Hegazy (Egypt)</b>       |
| <b>GL.33.1</b>  | <b>12:15</b> | Tissue engineering approach to knee disorders.<br><b>Hui Hoi Po, James (Singapore)</b> |
| <b>GL.72.1</b>  | <b>12:30</b> | Towards a biological joint replacement.<br><b>James B. Richardson (UK)</b>             |
|  | <b>12:45</b> | <b>Discussion</b>  |
|  | <b>01:20</b> | <b>Change Break</b>  |

Session

73





THURSDAY, NOVEMBER 29TH , 2007

Lecture & Papers :  
Clubfoot & Ponseti Method

HALL (A)

01:30-02:30

|   |              |  |
|---|--------------|--|
| <b>Chairmen</b>   |              | Prof. Farouk Amr<br>Prof. Mahmoud Abu Nawarig<br>Prof. Mohamed Heshmat<br>Prof. Tarek El-Ghazaly Harab                   |
| GL.101.1  | <b>01:30</b> | Pathological anatomy of club foot.<br><b>Khamis El-Deeb (Egypt)</b>  |
| EPa 103.153   | <b>01:45</b> | Early results of Ponseti technique in management of club foot.<br><b>Ashraf Tabie (Egypt)</b>                            |
| EPa 102.152   | <b>01:51</b> | Mangement of clubfoot by Ponseti method.<br><b>Nabil Elmoghazi (Egypt)</b>   |
| EPa 105.160   | <b>01:57</b> | Idiopathic congenital talipes equino varus predictors of outcome when using ponseti method.<br><b>Hatem Kotb (Egypt)</b> |
| EPa 113.170   | <b>02:03</b> | Management of complex clubfoot by Ponseti method.<br><b>Abdelkhalek El Zalabany (Egypt)</b>                              |
|  | <b>02:09</b> | <b>Discussion</b>  |
|  | <b>02:30</b> | <b>Lunch</b>   |

**Session****74****THURSDAY, NOVEMBER 29TH , 2007****Papers: Ilizarov & External Fixator****HALL (B)****01:30-02:30**

|   |              |   |
|---|--------------|---|
| <b>Chairmen</b>   |              | Prof. Hany El-Kalash<br>Prof. Mahmoud Fayed<br>Prof. Mohamed El-Moursy El-Nady  |
| <b>EPa 56.83</b>  | <b>01:30</b> | A Minimally Invasive modification of the double elevation osteotomy for severe infantile tibia vara<br><b>Hany Hefny (Egypt)</b>  |
| <b>EPa 120.180</b>  | <b>01:38</b> | The use of Multifunctional Ilizarov Systems in Limb Reconstruction Surgery.<br><b>Castro Siffarini (Jordan)</b>   |
| <b>EPa 100.148</b>  | <b>01:46</b> | Management of charcot neuroarthropathy of the ankle by ilizarov.<br><b>Kamal El Gafary (Egypt)</b>  |
| <b>EPa 53.77</b>  | <b>01:54</b> | Tibialization of the fibular with the ilizarov frame, a viable option to salvage limbs with extensive scarring and gap non unions of the tibia<br><b>Anis Shiha (Egypt)</b> |
| <b>GPa.14.2</b>   | <b>02:02</b> | Limb salvage using recycled autobone and secondary limb lengthening in children<br><b>I.L Park (Korea)</b>  |
| <b>EPa 76.112</b>   | <b>02:10</b> | Transosseous wiring osteosynthesis (ilizarov) In treatment of complex tibial fractures<br><b>Yehia Rady (Egypt)</b>   |
|  | <b>02:18</b> | <b>Discussion</b>   |
|  | <b>02:30</b> | <b>Lunch</b>  |

Session

75



THURSDAY, NOVEMBER 29TH , 2007

SYMPOSIUM

HALL (C)

01:30-02:30


**Chairmen**

Prof. Gamal A. Hosny  
Prof. Samir Z. Kotb

12:00

Neuropathic Pain  
Hossam El-Husseyen (Egypt)  
Mohamed Omar Tawfik (Egypt)

**Delta Pharma**



01:20

Change Break



Session

76





THURSDAY, NOVEMBER 29TH , 2007

Papers: Trauma, Knee

HALL (D)

01:30-02:30

|   |              |   |
|---|--------------|---|
| <b>Chairmen</b>   |              | Prof. Magdy El-Sayed<br>Prof. M. Hossam El-Shafie<br>Prof. Roushdy El-Sallab<br>Prof. Tarek Khalil  |
| <b>EPa 88.132</b>   | <b>01:30</b> | Anatomic double-bundle anterior cruciate ligament reconstruction: surgical technique.<br><b>Hesham El Kady (Egypt)</b>  |
| <b>EPa 52.76</b>  | <b>01:36</b> | Our experience of the surgical treatment osteoarthritis of the knee joint.<br><b>Kalchaev Bakit (Russia)</b>  |
| <b>EPa 59.89</b>  | <b>01:42</b> | Anterior Knee Pain After Anterior Cruciate Ligament Reconstruction.<br><b>Khaled Abu Elnasr (Egypt)</b>   |
| <b>EPa 36.54</b>  | <b>01:48</b> | Electrical stimulation therapy during complex rehabilitation after knee joint injuries.<br><b>Minasov T.B. (Russia)</b>   |
| <b>EPa 39.58</b>  | <b>01:54</b> | Management of multi-ligament knee injuries.<br><b>Hatem Galal Said (Egypt)</b>  |
| <b>EPa 63.93</b>  | <b>02:00</b> | Autologous chondrocyte implantation for management of articular cartilage defects.<br><b>Mohamed Gamal Saad (Egypt)</b>   |
| <b>GPa.43.4</b>   | <b>02:06</b> | A prospective study of the outcome of double-bundle anterior cruciate ligament reconstruction in comparison with one-bundle reconstruction.<br><b>Toshiyuki Iwame (Japan)</b> |
|  | <b>02:12</b> | <b>Discussion</b>   |
|  | <b>02:30</b> | <b>Lunch</b>  |

Session

77




THURSDAY, NOVEMBER 29TH , 2007

## Lectures & Paper: Hip

HALL (A)

03:45-05:15

|   |              |   |
|---|--------------|---|
| <b>Chairmen</b>   |              | Prof. Hazem Abdel-Azeem<br>Prof. Mahmoud El-Sebaie<br>Prof. Kamal Abdel-Rahman  |
| GL.72.2   | <b>03:45</b> | Hip resurfacing.<br><b>James B. Richardson (UK)</b>   |
| GL.6.1  | <b>04:00</b> | The double mobility cup French solution to prevent dislocations of total hip prosthesis.<br><b>Bahir Elias (France)</b>                         |
| GL.73.2   | <b>04:15</b> | Cementless total hip arthroplasty for patients with osteoporosis.<br><b>Takao Hotokebuchi (Japan)</b>   |
| GL.90.2   | <b>04:30</b> | The anti-protrusio cage in revision total hip arthroplasty: indications, principles and clinical results.<br><b>Bernd Fuechtmeier (Germany)</b> |
| EPa 31.47   | <b>04:45</b> | Conversion total hip arthroplasty functional outcome in Egyptian population.<br><b>Ahmed Abdel-Aal (Egypt)</b>                                  |
|  | <b>04:51</b> | <b>Discussion</b>   |

Session

78




THURSDAY, NOVEMBER 29TH , 2007

Lectures: Ilizarov & External Fixator

HALL (B)

03:45-05:15

|   |              |   |
|---|--------------|---|
| <b>Chairmen</b>   |              | Prof. Ashraf El-Tabie<br>Prof. Hamadtou Hassan<br>Prof. Hesham El-Kady<br>Prof. Mohamed Salah Abdel-Hafiz                                     |
| <b>GL.56.2</b>  | <b>03:45</b> | Hand and wrist external fixation.<br><b>Frederic Schuind (Belgium)</b>  |
| <b>GL.61.1</b>  | <b>04:00</b> | Treatment of proximal and distal periarticular fractures with external fixation.<br><b>Kevin Louie (USA)</b>                                  |
| <b>GL.52.2</b>  | <b>04:15</b> | Massive bone loss of the tibia: strategy of treatment and results.<br><b>Maurizio A. Catagni (Italy)</b>                                      |
| <b>GL.11.1</b>  | <b>04:30</b> | Application of TSF in Foot and Ankle Deformity.<br><b>James Binski (USA)</b>  |
| <b>GPa.61.4</b>   | <b>04:45</b> | Outcome analysis of combined ilizarov bone transport & immediate free tissue transfer for lower extremity salvage<br><b>Kevin Louie (USA)</b> |
|  | <b>04:51</b> | <b>Discussion</b>   |

Session

79




THURSDAY, NOVEMBER 29TH , 2007



## Lectures: Tumors

HALL (C)



03:45-05:15

|   |              |  |
|---|--------------|--|
| <b>Chairmen</b>   |              | Prof. Atef Moursy<br>Prof. Rafik Sadek<br>Prof. Waleed Ebied                             |
| GL.47.2   | <b>03:45</b> | Current concepts in orthopaedic oncology.<br><b>Mario Mercuri (Italy)</b>                |
| GL.112.2  | <b>04:00</b> | Role of minivasive surgery in the treatment of tumors.<br><b>Stefano Boriani (Italy)</b> |
| GL.13.2   | <b>04:15</b> | Infection and cancer is there a survival advantage.<br><b>Simon Carter (UK)</b>          |
| GL.82.3   | <b>04:30</b> | The management of aneurysmal bone cyst.<br><b>Ismat Ghanem (Lebanon)</b>                 |
|  | <b>04:45</b> | <b>Discussion</b>  |



|   |              |   |
|---|--------------|---|
| <b>Chairmen</b>   |              | Prof. Mohamed Moursy Ibrahim Wahba<br>Prof. Samier El-Sayed Selim<br>Prof. Samy El-Zahar<br>Prof. Selim El-Mossalamy                                    |
| EPa 41.60   | <b>03:45</b> | Peculiarity of the pathogenesis and comprehensive treatment of the wounded with the gunshot osteomyelitis of extremities<br><b>A.G.Ovdenko (Russia)</b> |
| GPa.92.3  | <b>03:55</b> | New concepts and new techniques affecting development of orthopaedic trauma.<br><b>Manyi Wang (China)</b>   |
| EPa 1.1   | <b>04:01</b> | Ankle Fracture in diabetics. Complications of open reduction and Internal Fixation.<br><b>Mohamed Fouad (Egypt)</b>                                     |
| EPa 84.126  | <b>04:07</b> | Diagnosis and therapy of bi- and triplane fractures in adolescents.<br><b>Bilal El-Zayat (Germany)</b>  |
| EPa 46.68   | <b>04:13</b> | Tibial pilon fracture, results of limited internal fixation.<br><b>Ahmed Allam (Egypt)</b>  |
|   | <b>04:19</b> | <b>Discussion</b>   |
| EPa 28.43   | <b>04:40</b> | Surgical treatment of Charcot`s ankle and subtalar arthropathy by fusion using medullary locking nails.<br><b>Mohamed Abdel Naby (Egypt)</b>            |
| EPa 32.48   | <b>04:46</b> | Fixation of displaced intra-articular calcaneal fractures by K.W.<br><b>Kareem Hassab (Egypt)</b>   |
| EPa70.105   | <b>04:52</b> | Results and experience with osteochondral autologous transplantation at the talus dome (talus OATS).<br><b>Hosam El-Azab (Germany)</b>                  |
| GPa.97.4  | <b>04:58</b> | The use of acetabular reamer to harvest bone graft in ankle arthrodesis.<br><b>Mahmoud Hafez (Egypt)</b>  |
| GPa.92.4  | <b>05:04</b> | Medical robots and computer assisted navigation used in surgery of orthopaedic trauma<br><b>Manyi Wang (China)</b>                                      |
| EPa 30.46   | <b>05:10</b> | Impact of life style on bone health among adolescents.<br><b>Azza Omar (Egypt)</b>  |
|  | <b>05:16</b> | <b>Discussion</b>   |

**Session****81****THURSDAY, NOVEMBER 29TH , 2007****Papers: Hip, Basic & Arthroscopy****HALL (A)****05:15-06:15**

|   |              |   |
|---|--------------|---|
| <b>Chairmen</b>   |              | Prof. Abdullah Hawam<br>Prof. Adel Wanas<br>Prof. Mahmoud Ezz El-Din  |
| <b>GPa.43.2</b>   | <b>05:15</b> | Chiari pelvic osteotomy for dysplastic osteoarthritis with labral tear more than 10 years follow-up.<br><b>Shunji Nakano (Japan)</b>                |
| <b>GPa.73.3</b>   | <b>05:21</b> | Total hip arthroplasty for the treatment of ankylosed hips.<br><b>Takao Hotokebuchi (Japan)</b>   |
| <b>EPa 24.38</b>  | <b>05:27</b> | Synthetic biphasic ceramic graft mixed with autogenous bone marrow aspirate in the treatment of traumatic bone defects<br><b>Gamal El-Adl (KSA)</b> |
| <b>EPa63.94</b>   | <b>05:33</b> | Treatment of articular cartilage defects of the knee with periosteal arthroplasty<br><b>Mohamed Gamal Saad(Egypt)</b>                               |
| <b>EPa 110.166</b>  | <b>05:39</b> | Bone marrow injection in treatment of infected non-union in yemen<br><b>Mahmoud Abdelgany (Egypt)</b>   |
| <b>EPa 118.177</b>  | <b>05:45</b> | Arthroscopic management of triangular fibocartilginous complex (TFCCO injuries of the wrist).<br><b>Ashraf Moharram (Egypt)</b>                     |
| <b>EPa 55.82</b>  | <b>05:51</b> | Transpositional Acetabular Osteotomy (TAO) combined with Bone Graft As A Treatment For Severe Acetabular Dysplasia.<br><b>Elsayed Said (Egypt)</b>  |
|  | <b>05:57</b> | <b>Discussion</b>   |
|  | <b>06:15</b> | <b>End of the Day</b>   |

**Session****82****THURSDAY, NOVEMBER 29TH , 2007****Papers: Ilizarov & External Fixator****HALL (B)****05:15-06:15**

|   |              |  |
|---|--------------|--|
| <b>Chairmen</b>   |              | Prof. Abdel-Rahman El-Dissouki<br>Prof. Adel Khamis<br>Prof. El-Sebaie Farag<br>Prof. Mostafa El-Shinawy                                 |
| <b>EPa 99.147</b>   | <b>05:15</b> | Ilizarov frames for difficult forearm non-unions.<br><b>Ahmed Zayda (Egypt)</b>  |
| <b>EPa 60.178</b>   | <b>05:21</b> | Correction of malunited colles fracture by a simple ilizariv frame.<br><b>Wael Nassar (Egypt)</b>  |
| <b>EPa 5.9.</b>   | <b>05:27</b> | The results of orthopedic patients' treatment- through osteosynthesis Diseases (2002-2007)<br><b>Mariam Islami (Iran)</b>                |
| <b>EPa 78.117</b>   | <b>05:33</b> | Management of infected nonunited fractures of the femur using ilizarov external fixation.<br><b>Sherif Abdellatif Osman (Egypt)</b>      |
| <b>EPa 57.87</b>  | <b>05:39</b> | Infected regenerate during segment transport<br><b>Ashraf S.Abou-Hussein (Egypt)</b>   |
| <b>EPa 5.8.</b>   | <b>05:45</b> | Application of esteosynthesis for treatment of hand orthopedic Diseases (2002-2007)<br><b>Mariam Islami (Iran)</b>                       |
| <b>EPa 14.24</b>  | <b>05:51</b> | Treatment of trochanteric fractures with external fixator for patients aged sixty five years or less.<br><b>Mohamed El Tayeb (Egypt)</b> |
|  | <b>05:57</b> | <b>Discussion</b>  |
|  | <b>06:15</b> | <b>End of the Day</b>  |

Session

83



THURSDAY, NOVEMBER 29TH , 2007

Lecture & Papers: Tumors

HALL (C)

05:15-06:15

|   |              |  |
|---|--------------|--|
| <b>Chairmen</b>   |              | Prof. Ahmed Galal<br>Prof. Othman El-Khawas<br>Prof. Mohamed Shafik Said   |
| GL.47.1   | <b>05:15</b> | Must all tumors be operated?<br><b>Mario Mercuri (Italy)</b>   |
| EPa 115.172   | <b>05:30</b> | Clinical profile of long-term survivors of patients with thyroid cancer spinal metastases: kasai criteria versus the surgical strategy for spinal metastases.<br><b>Mohamed El-Sayed Abdel-Wanis (Egypt)</b> |
| EPa 23.36   | <b>05:36</b> | Soft tissue sarcoma of the extremities, the strategy of alexandria university.<br><b>Adel Ahmed (Egypt)</b>  |
| GPa.47.3  | <b>05:42</b> | Allograft-prosthesis composite reconstruction in the treatment of primary bone tumors of the proximal femur.<br><b>Mario Mercuri (Italy)</b>   |
| GPa.14.3  | <b>05:48</b> | A surgical treatment of twenty-three calcaneal unicameral bone cysts: open chip allobone graft versus percutaneous injection of bone powder with autogenous bone marrow.<br><b>I.L Park (UK)</b>             |
| EPa 23.37   | <b>05:54</b> | Pasteurized autologous bone graft in surgery for bone and soft tissue sarcoma.<br><b>Adel Ahmed (Egypt)</b>  |
|  | <b>06:00</b> | <b>Discussion</b>  |
|  | <b>06:15</b> | <b>End of the Day</b>  |



# **CONGRESS FRIENDS**

*The congress organizing committee would like to express its gratitude to the medical companies for their co-operation in making this congress a success.*

*This word of thanks is for the companies mentioned here and those who registered after printing the program.*

**SANDOZ  
EGYPT PHARMA GROUP  
PYRAMIDS SCIENTIFIC OFFICE  
EVA PHARMA  
OCTOBER PHARMA  
COPAD EGYPT  
PYRAMIDS FOR MEDICAL SUPPLY  
INTERNATIONAL MEDICAL SERVICES CENTER  
BOTJING MONTAGE MEDICAL DEVICE CO.  
MISR MEDICAL CO. (TANTAWI)  
BMS  
ABBOTT  
HABIB SCIENTIFIC OFFICE  
MSD  
MINA PHARM  
ORTHOMEDICS  
EL-AHLYIA  
PFIZER  
JOHNSON & JOHNSON  
CHEMI PHARMA LIMITED  
EGYPTIAN IMPORT OFFICE (MARTIN)  
GRUNENTHAL  
SERVIER EGYPT  
ALKAN PHARMA  
MEDICA FOR TRADING & DISTRIBUTION (ARTHREX)  
DELTA PHARAM  
EL-SAFA  
NOVARTIS  
PHARMA MART**

# Last Minute Changes

**-Prof. Milan Kokavich** will not present his talks because he could not attend EOA59. His talks are:

- GL.71.1 session 41, Wednesday, November 28th , 2007 lectures : paediatric at 10:25am.
- GL.71.2 session 41, Wednesday, November 28th , 2007 lectures : paediatric at 10:55am.
- GPa 71.3 session 37, Wednesday, November 28th , 2007 papers : paediatric at 09:40am.

**-Prof. Ismat Ghanem** talks will be shifted from :

- GL.82.1 session 41, Wednesday, November 28th , 2007 lectures : spine at 10:25am.  
To session 41, Wednesday, November 28th , 2007 lectures : paediatric at 10:25am.
- GL.82.2 session 65, Thursday, November 29th , 2007 Lectures: Hip Children & Adults at 10:25am.  
To session 37, Wednesday, November 28th , 2007 papers : paediatric at 09:40am.
- GL.82.3 session 79, Wednesday, November 28th , 2007 lectures : tumors at 04:15pm.  
To session 41, Wednesday, November 28th , 2007 lectures : paediatric at 10:55am.

**-Prof. Mohamed Maziad** will be shifted as chairman from session 59 to session 43.

**-Prof. Aly Ibrahim** is chairman of session 5.

**-Prof. Mohamed Alam El-Din** will be shifted as chairman from session 59 to session 74.

**-Prof. Ahmed El-Said** is chairman of session 53.

**-Prof. Mohamed Alam El-Din** Paper EPa 66.99 will be shifted from session 8, Monday, November 26th , 2007 Lectures & Papers: Spine at 11:30am.

To session 63, Thursday, November 29th , 2007 papers : Spine.

**-Prof. Hani Morsi** is chairman of session 68.